

Turning Inserts
车削刀片

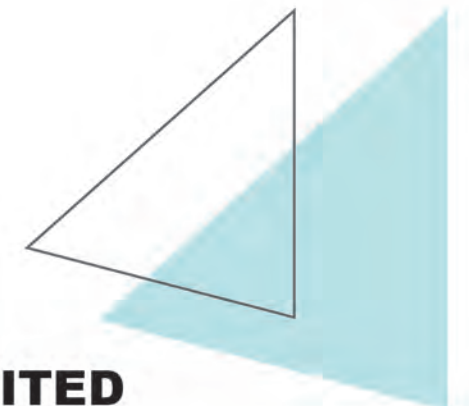


HOJIAFA COMPANY LIMITED

Group address: Cardiff, Wales
Add: No.45, Xinghua North
Steet, Tiexi District, Shenyang City,
Liaoning Province,China.
PC : 110021
Tel : 86-24-31042070
Web : www.hojiafa.com
E-mail : tools@hojiafa.com

集团地址: 英国 加的夫
中国地址: 辽宁省
沈阳市铁西区
兴华北街45号
邮政编码: 110021
联系电话: 86-24-31042070
公司网址: www.hojiafa.com
电子邮件: tools@hojiafa.com

HOJIAFA COMPANY LIMITED





公司简介

INTRODUCTION

Hojiafa – At the forefront of the tooling industry for more than 20 years. Hojiafa is a world-leading manufacturer of high quality cutting, milling tools for the metal industry.

Hojiafa is the tooling division of NFI Group, one of famous enterprise of cutting tool, bearing, and reducer and so on.

Since the company's inception, Hojiafa engineers have pioneered breakthrough tooling solutions, super cutting performance win a high reputation.

Today, Hojiafa is a leading manufacturer to supply more than ten thousand kinds of standard and customized turning, milling, drilling tools. Hojiafa marketed and supported worldwide through representatives and independent agencies to offer the fast and effective solution.

HOJIAFA—拥有工具行业20多年经验的公司，是世界知名的车削，铣削刀具的制造商。

HOJIAFA隶属于英国NFI集团，总部位于加的夫，是一家著名的工业企业，NFI主要经营各种轴承，减速机，刀具等工业粮食。

从公司创立开始，HOJIAFA的工程师就不断推出突破性的产品，过硬的切削性能在金属加工领域获得了超高的声誉。

在今天，作为能够提供上万种车削、铣削、钻削的标准产品与定制产品的公司，HOJIAFA已是行业的领先者，并将产品推广到全球各处，通过全球的各办事处销售及提供技术服务，以其专业的经验为用户提供快速有效的解决方案。

索引

INDEX

车削刀片
Turning Inserts

车削刀杆
Turning Holders

Turning Insert Grades 车削刀片牌号简介	07
Summary for the Working Conditions of Turning Inserts 车削刀片加工工况汇总	11
ISO Turning Indexable Inserts Identification System ISO车削刀片型号表示规则	12
Features of Turning Inserts 车削刀片一览表	16
Turning Inserts of Turning Inserts 车削刀片订货信息	22
External Turning Toolholders Identification System 外圆车刀杆型号表示规则	50
External Turning Toolholders Ordering Information 外圆车刀杆订货信息	52
Internal Boring Bars Identification System 内孔车刀杆型号表示规则	64
Internal Boring Bars Ordering Information 内孔车刀杆订货信息	66



Turning Inserts






车削刀片

Turning Inserts Grades

车削刀片牌号简介



(1). Grades for P Applications

加工P类材料牌号

Grade 牌号	Cutting Range 加工类型	Coating 涂层构成	Advantages 特点
GP1115	Finishing and Semi-finishing 精、半精加工		<ul style="list-style-type: none"> Super fine MT-TiCN, Al₂O₃ and TiN coating on carbide substrate, smooth surface and superior wear resistance. Application: Suitable for the cutting of steel and alloy steel in continuous conditions. <p>超精细 MT-TiCN Al₂O₃和表面光滑的 TiN 涂层结构与良好耐磨性的梯度硬质合金基体结合, 具良好抗磨损性能, 适合刚、合金钢的精、半精加工。</p>
GP1225	Semi-finishing to Light Roughing 半精、轻微粗加工		<ul style="list-style-type: none"> Super fine MT-TiCN, Al₂O₃ and TiN coating on graded carbide substrate, smooth surface and superior wear resistance and improved toughness. Application: Suitable for the cutting of steel and alloy steel in light interrupted conditions. <p>超精细 MT-TiCN, Al₂O₃和表面光滑的 TiN 涂层结构与良好韧性的表面梯度合金基体结合, 在具有良好抗磨损性的同时, 韧性大大提高, 适合于一般工况下钢、合金钢的半精到轻微粗加工。</p>
GP1135	Roughing 粗加工		<ul style="list-style-type: none"> Super fine MT-TiCN, Al₂O₃ and TiN coating on graded carbide substrate, smooth surface and superior fracture resistance. Application: Suitable for cutting of steel and alloy steel under interrupted conditions. <p>精细 MT-TiCN、Al₂O₃和表面光滑的 TiN 涂层结构与良好抗崩刃性的表面梯度合金基体结合, 适合于不稳定状态下, 钢、合金钢的粗加工。</p>
GP3125	Semi-finishing 半精加工		<ul style="list-style-type: none"> Nano-structure TiAlN coating on micro-grain carbide substrate with a higher heat resistance. Application: Suitable for general purpose cutting of various types of work piece material. <p>细晶粒的硬质合金基体与纳米结构的 TiAlN 涂层结合, 耐热性好, 适用于通用材料的加工, 主推低合金钢。</p>
GP91TF	Finishing and Semi-finishing 精、半精加工		<ul style="list-style-type: none"> Cermet grade with High wear resistance and good roughness. Application: For turning of steel, cast iron and stainless steel in continuous conditions. <p>无涂层金属陶瓷车削牌号, 高耐磨性及韧性兼备, 推荐用于钢、合金钢、铸铁的精到半精加工。</p>



(2). Grades for M-S Applications

加工M-S类材料牌号

Grade 牌号	Cutting Range 加工类型	Coating 涂层构成	Advantages 特点
GM1125	Semi-finishing 半精加工		<ul style="list-style-type: none"> • TiCN and TiN coating on good toughness carbide substrate, with good wear resistance, superior adhesion resistance and longer tool life. • Application: Suitable for stainless steel cutting in continuous and light interrupted conditions. <p>良好韧性的硬质合金基体和 TiCN、TiN 涂层相结合，耐磨性优异，特殊表面处理技术有效降低切削阻力并抑制积屑瘤的产生，能够延长刀具寿命，适合于不锈钢的精加工及半精加工。</p>
GM3125	Semi-finishing and Roughing 半精、轻微粗加工		<ul style="list-style-type: none"> • TiAlN coating on super micro-grain carbide substrate with superior resistance to thermal shock, mechanical shock and good wear resistance. • Application: Suitable for stainless steel cutting in light interrupted conditions. <p>纳米结构TiAlN 涂层与细晶粒的耐磨硬质合金基体相结合，优异的抗积屑瘤特性和抗崩刃性，适合于不锈钢的半精到粗加工。</p>

(3). Grades for K Applications

加工K类材料牌号

Grade 牌号	Cutting Range 加工类型	Coating 涂层构成	Advantages 特点
GK1115	Finishing and Semi-finishing 精、半精加工		<ul style="list-style-type: none"> • MT-TiCN and thick Al₂O₃ coated on micro-grain carbide substrate, superior wear resistance. Special post-processing with smooth coating and shows superior wear resistance and fracture resistance. • Application: Suitable for nodular iron and gray iron in continuous and light interrupted conditions. <p>高耐磨性细晶粒基体与 MT-TiCN+厚的 Al₂O₃ 涂层相结合，经过特殊的涂层后处理技术，表面光滑，在加工球墨铸铁和灰铸铁时，表现出良好的耐磨性和抗崩刃性。</p>
GK1125	Semi-finishing and Roughing 半精、粗加工		<ul style="list-style-type: none"> • Thick MT-TiCN + Al₂O₃ coated on toughness micro-grain carbide substrate, keeping superior wear resistance and greatly improved toughness. • Application: Suitable for bad machining conditions which require high toughness. <p>韧性细晶粒基体与厚的 MT-TiCN+Al₂O₃ 涂层相结合，在保证刀片良好的耐磨性的同时，大幅提高韧性，推荐用于韧性要求高的恶劣工况。</p>

(4). Grades for N Applications

加工N类材料牌号

Grade 牌号	Cutting Range 加工类型	Coating 涂层构成	Advantages 特点
GN9125	半精、粗加工 Semi-finishing and Roughing		<ul style="list-style-type: none"> • Micro-grain carbide substrate with high hardness and superior wear resistance. • Application: Suitable for cutting of copper and aluminum alloys in light interrupted condition. <p>无涂层细晶粒硬质合金牌号，良好的耐磨性能与韧性兼备，适合于铜、铝合金等有色金属的精、半精加工</p>

Application Summary of Turning Grades 车削牌号应用一览表

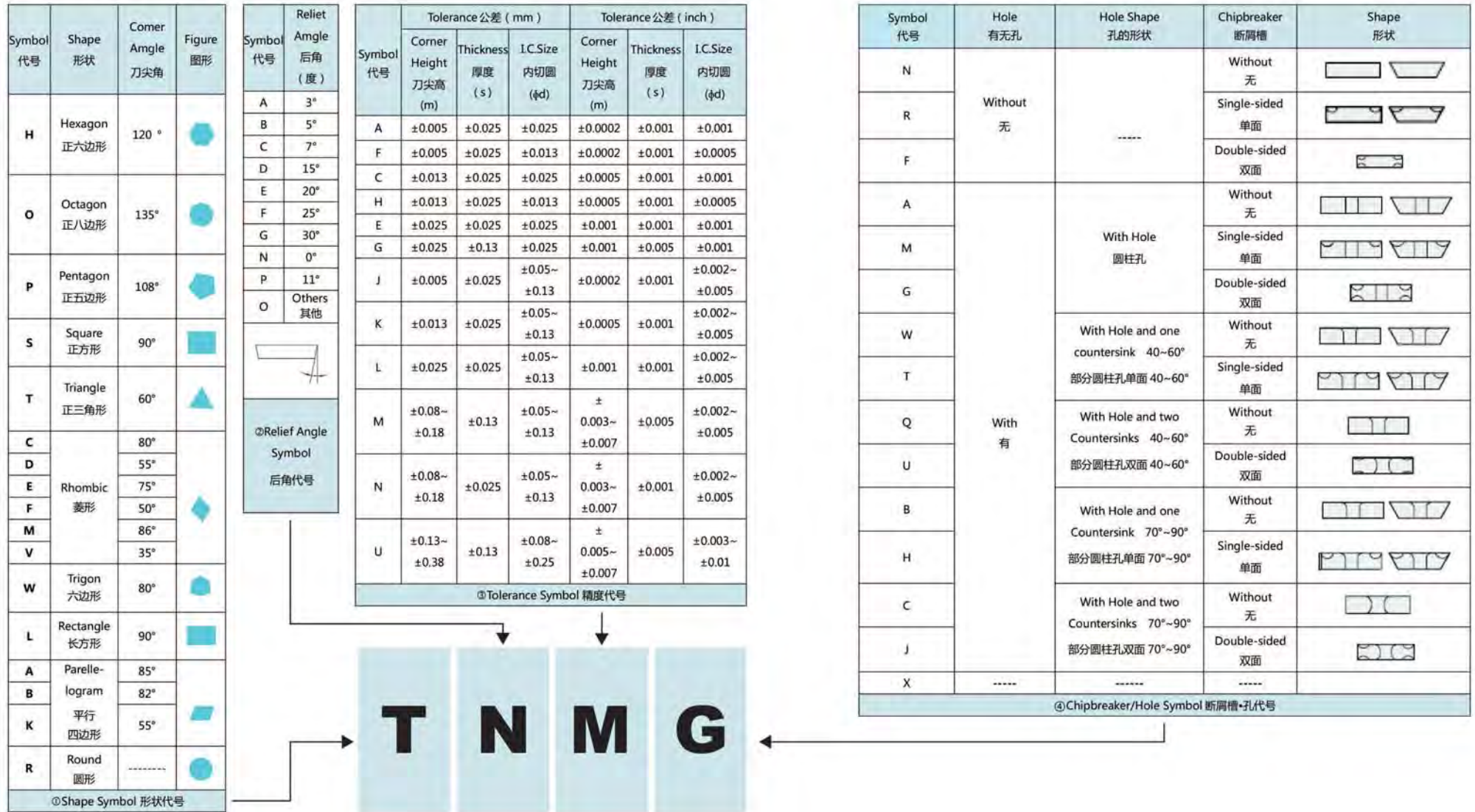
Workpiece 工件材质	ISO	Coated 涂层硬质合金		Uncoated 硬质合金	Cermets 金属陶瓷
		CVD	PVD		
P Steel 钢	01	GP1115			GP91TF
	10	GP1125			
	20	GP1225		GP3125	
	30	GP135			
	40				
M Stainless Steel 不锈钢	01				GP91TF
	10				
	20	GM1125		GM3115	
	30			GM3125	
	40				
K Cast Iron 铸铁	01				GP91TF
	10	GK1115			
	20	GK1125			
	30				
	40				
N Nonferrous Metal 有色金属	01				
	10			GN9115	
	20			GN9125	
	30			GN9135	
	40				
S Heat-resistant Alloy and Titanium Alloy 耐热合金、钛合金	01				
	10				
	20				
	30				
	40				
H High Hardness Material 高硬度材料	01				
	10				
	20				
	30				

Summary for the Working Conditions of Turning Inserts 车削刀片加工工况汇总

Workpiece 工件材质	Geometry 槽型	Working conditions 加工工况		
		Continuous 稳定切削	Light Interruptrd 一般切削	Interruptrd 不稳定切削
P	GF	GP1115/GP91TF	GP1115/GP1225	
	QF	GP1115/GP91TF	GP1115/GP1225	
	GM	GP1115/GP91TF	GP1115/GP1225	GP1225
	QM	GP1115	GP1115/GP1225	GP1225
	SV		GP1115/GP1225	GP1225
M	GP	GP1115/GP91TF	GP1115/GP1225/GP3125	GP1225/GP3125
	SM	GM1125	GM3115/GM3125	GM3125
K	GP	GM1125	GM3125	GM3125
	UK	GK1115	GK1115/GK1125	GK1125
	HK	GK1115	GK1115/GK1125	GK1125
	Without 无	GK1115	GK1115/GK1125	GK1125
N	GP	GK1115	GK1125	
	AL	GN9115	GN9125/GN9135	GN9125/GN9135

ISO Turning Indexable Inserts Identification System

ISO车削刀片型号表示规则



⑤ Cutting Edge Length Symbol (ISO) ISO 切削刃长度代号 (mm)																
R		S		C		W		T		D		V		K		I.C.Size (ϕd) 内切圆
Symbol 代号	Length 尺寸	Symbol 代号	Length 尺寸	Symbol 代号	Length 尺寸	Symbol 代号	Length 尺寸	Symbol 代号	Length 尺寸	Symbol 代号	Length 尺寸	Symbol 代号	Length 尺寸	Symbol 代号	Length 尺寸	
		03	3.97	03	4.0			06	6.9	4	4.8					3.97
		04	4.76	04	4.8			08	8.2	5	5.8					4.76
05	5	--	--	--	--	--	--	--	--	--	--	--	--	--	--	5
		05	5.56	05	5.6	03	3.8	09	9.6	6	6.8					5.56
06	6	--	--	--	--	--	--	--	--	--	--	--	--	--	--	6
		06	6.35	06	6.5	04	4.3	11	11	7	7.8	11	11.2			6.35
		07	7.94	08	8.1	05	5.4	13	13.8	9	9.7					7.94
08	8	--	--	--	--	--	--	--	--	--	--	--	--	--	--	8
09	9.525	09	9.525	09	9.7	06	6.5	16	16.5	11	11.6	16	16.6	16	19.7	9.525
10	10	--	--	--	--	--	--	--	--	--	--	--	--	--	--	10
12	12	--	--	--	--	--	--	--	--	--	--	--	--	--	--	12
12	12.7	12	12.7	12	12.9	08	8.7	22	22	15	15.5	22	22.1			12.7
15	15.875	15	15.875	16	16.1	10	10.9	27	27.5	19	19.4					15.875
16	16	--	--	--	--	--	--	--	--	--	--	--	--	--	--	16
19	19.05	19	19.05	19	19.3	13	13	33	33	23	23.3					19.05
20	20	--	--	--	--	--	--	--	--	--	--	--	--	--	--	20
		22	22.225	22	22.6			38	38.5	27	27.1					22.225
25	25	--	--	--	--	--	--	--	--	--	--	--	--	--	--	25
25	25.4	25	25.4	25	25.8			44	44	31	31					25.4
31	31.75	31	31.75	32	32.2			55	55	38	38.8					31.75
31	32	--	--	--	--	--	--	--	--	--	--	--	--	--	--	32

08

22

04

GM

⑥ Thickness Symbol
厚度代号

Symbol 代号	Thickness 厚度 (mm)
01	1.59
02	2.38
T2	2.78
03	3.18
T3	3.97
04	4.76
05	5.56
06	6.35
07	7.94
09	9.52

Chipbreaker Symbol
⑦ 断屑槽型代号

Indicates the cutting properties and chipbreaker
表示刀片加工切削特点和断屑槽型代号

⑧ Corner Symbol
刀尖代号

Symbol 代号	Corner-Rc 刀尖圆弧半径 (mm)
00	0.03
02	0.2
04	0.4
08	0.8
12	1.2
16	1.6
20	2.0
24	2.4
28	2.8
32	3.2

Inscribed Circle Size (ϕd)
内切圆

Thickness 厚度 (s)

Corner Height (m)
刀尖高

Insert Shape : D 适用刀片形状 : D					
Inscribed Circle Size 内切圆 ϕd		Tolerance of I.C.Size 内切圆的公差		Tolerance of Corner Height 刀尖高的公差	
mm	in	mm	in	mm	in
6.35	0.250	± 0.05	± 0.002	± 0.11	± 0.004
9.525	0.375	± 0.05	± 0.002	± 0.11	± 0.004
12.7	0.500	± 0.08	± 0.003	± 0.15	± 0.006
15.875	0.625	± 0.10	± 0.004	± 0.18	± 0.007
19.05	0.750	± 0.10	± 0.004	± 0.18	± 0.007

Insert Shape : V 适用刀片形状 : V					
Inscribed Circle Size 内切圆 ϕd		Tolerance of I.C.Size 内切圆的公差		Tolerance of Corner Height 刀尖高的公差	
mm	in	mm	in	mm	in
6.35	0.250	± 0.05	± 0.002	± 0.15	± 0.006
9.525	0.375	± 0.05	± 0.002	± 0.15	± 0.006
12.7	0.500	± 0.08	± 0.003	± 0.20	± 0.008
15.875	0.625	± 0.10	± 0.004	± 0.27	± 0.011
19.05	0.750	± 0.10	± 0.004	± 0.27	± 0.011





























通用刀片形状 : H,O,P,S,T,C,E,M,W,R Insert Shape : H,O,P,S,T,C,E,M,W,R									
I.C.Size (mm) 标准内切圆	Tolerance of I.C.Size (ϕd)(mm) 内切圆 (ϕd) 的公差		Tolerance of Corner Height (m)(mm) 刀尖高 (m) 的公差		I.C.Size (inch) 标准内切圆	Tolerance of I.C.Size (ϕd)(mm) 内切圆 (ϕd) 的公差		Tolerance of Corner Height (m)(mm) 刀尖高 (m) 的公差	
	J,K,L,M,N(级)	N(级)	M,N(级)	U(级)		Class J,K,L,M,N	Class U	Class J,K,L,M,N	Class U
6.35					0.250	± 0.002	± 0.003	± 0.003	± 0.005
9.525	± 0.05	± 0.08	± 0.08	± 0.13	0.375				
12.7	± 0.08	± 0.13	± 0.13	± 0.2	0.500	± 0.003	± 0.005	± 0.005	± 0.008
15.875					0.625	± 0.004	± 0.007	± 0.006	± 0.011
19.05	± 0.1	± 0.18	± 0.15	± 0.27	0.750				
25.4	± 0.13	± 0.25	± 0.18	± 0.38	1.000	± 0.005	± 0.010	± 0.007	± 0.015
31.75					1.250	± 0.006	± 0.010	± 0.008	± 0.015
32	± 0.15	± 0.25	± 0.2	± 0.38	1.260				

Features of Turning Inserts

车削刀片一览表

Turning Inserts (Negative)

车削刀片 (负型)
























Geometry 槽型	Features 特点		80°Rhombic 80°菱形	55°Rhombic 55°菱形	90°Square 90°正方形	60°Triangle 60°正三角形	35°Rhombic 35°菱形	80°Trigon 80°六边形
GF	GF for finishing of general steel and alloy steel. Double-sided chip breaker. Sharp tool nose and strong cutting edge. Good chip control under small cutting depth. GF槽型普通钢、合金钢精加工用 双面断屑槽 刀尖锋利和切削刃强劲 小切深时切屑处理性能好							
			CNMG-GF Page22	DNMG-GF Page25	SNMG-GF Page27	TNMG-GF Page30	VNMG-GF Page33	WNMG-GF Page34
QF	QF for finishing of general steel and alloy steel. Double-sided chip breaker. Variable range angle provides enough edge strength at different depth of cut. Curved edge, sharp cutting edge, good chip control and fine surface finish due to curved edge. QF槽型普通钢、合金钢精加工用 双面断屑槽 变前角设计, 满足不同切深的切削刃锋利性和强度要求 曲线型切削刃设计, 刀刃锋利, 加工表面光洁度高, 切屑控制稳定							
			CNMG-QF Page22	DNMG-QF Page25	SNMG-QF Page27	TNMG-QF Page30	VNMG-QF Page33	WNMG-QF Page34
GM	GM for semi-finishing of general steel and alloy steel. Double-sided chip breaker. Strong flat cutting edge. GM槽型普通钢、合金钢半精加工用 双面断屑槽 扁平棱边刃形, 切削刃强度高							
			CNMG-GM Page22	DNMG-GM Page25	SNMG-GM Page27	TNMG-GM Page30	VNMG-GM Page33	WNMG-GM Page34
QM	QM for semi-finishing of general steel and alloy steel. Smooth chip discharge due to wide chip pocket. Good balance of sharpness and strength due to variable land. Gradient and waved hump wide applicable geometry range. QM槽型普通钢、合金钢半精加工用 大槽宽、大槽深设计, 增大了容屑槽, 使排屑顺畅, 减小排屑阻力 变刃宽设计, 保证刀尖锋利的同时提高强度 阶梯与波浪式凸台设计, 拓宽了断屑范围							
			CNMG-QM Page22	DNMG-QM Page25	SNMG-QM Page27	TNMG-QM Page31	VNMG-QM Page33	WNMG-QM Page34
SV	SV for semi-finishing of general steel and alloy steel. Throughout groove and wide chip groove make cutting available in unstable working conditons. Long chip groove allows high depth of cuts. SV槽型普通钢、合金钢半精加工用 开口式槽, 容屑空间大可实现不稳定切削 锋利刃宽设计, 加工表面质量高 切屑深度范围宽, 可实现大切深加工							
			CNMG R-SV Page23	DNMG R-SV Page26	SNMG R-SV Page28	TNMG R-SV Page31		

Features of Turning Inserts

车削刀片一览表

Turning Inserts (Negative)

车削刀片 (负型)










Geometry 槽型	Features 特点		80°Rhombic 80°菱形	55°Rhombic 55°菱形	90°Square 90°正方形	60°Triangle 60°正三角形	35°Rhombic 35°菱形	80°Trigon 80°六边形
SM	SM for medium cutting of stainless steel and mild steel. Double-sided chip breaker. Sharp cutting edge. SM槽型不锈钢、软钢中切削用 双面断屑槽 切削刃锋利度高							
			CNMG-SM Page23	DNMG-SM Page26	SNMG-SM Page28	TNMG-SM Page31	VNMG-SM Page33	WNMG-SM Page35
UK	UK for machining cast iron. Double-sided chip breaker. Medium cutting edge for unfavorable cutting conditions. UK槽型铸铁加工用 双面断屑槽 切削刃口强度高, 恶劣切削条件下加工表现优越							
			CNMG-UK Page23	DNMG-UK Page26	SNMG-UK Page28	TNMG-UK Page31	VNMG-UK Page33	WNMG-UK Page35
HK	HK for cast iron cutting and heavy cutting. Double-sided chip breaker. Strong cutting edge and wide land for improved performance. HK槽型铸铁、重载切削用 双面断屑槽 切削刃口强度高、大容屑槽, 适合大余量, 重载切削							
			CNMG-HK Page24	DNMG-HK Page26	SNMG-HK Page28	TNMG-HK Page32	VNMG-HK Page33	WNMG-HK Page35
None 无	Without chip breaker. Flat-top. Stable placement. Strong edge design for intermittent cutting condition. 无断屑槽 平板刀片 刀尖强度高、刀片落位稳定, 最适于断续切削等不稳定切削							
			CNMA Page24	DNMA Page26	SNMA Page29	TNMA Page32		WNMA Page35

Features of Turning Inserts

车削刀片一览表

Turning Inserts (Positive)

车削刀片 (正型)

Geometry 槽型	Features 特点		80°Rhombic 80°菱形	55°Rhombic 55°菱形	90°Square 90°正方形	60°Triangle 60°正三角形	35°Rhombic 35°菱形	80°Trigon 80°六边形
GP (5° clearance angle) (5°后角)	GP for light cutting of general steel, alloy steel, stainless steel and cast iron. Strong tool nose due to flat cutting edge and sharp cutting edge due to double rake angle. Steady chip control when the depth of cut is less than 1mm due to Peninsula-shaped chip breaker. GP槽型普通钢、合金钢、不锈钢、铸铁轻切削用 扁平棱边与双前角组合, 同时确保刀尖强度与切削锋利度 半岛型断屑槽, 1mm以下的切削也能稳定控制切屑							
							VBMT-GP Page42	
GP (7° clearance angle) (7°后角)	GP for light cutting of general steel, alloy steel, stainless steel and cast iron. Strong tool nose due to flat cutting edge and sharp cutting edge due to double rake angle. Steady chip control when the depth of cut is less than 1mm due to Peninsula-shaped chip breaker. GP槽型普通钢、合金钢、不锈钢、铸铁轻切削用 扁平棱边与双前角组合, 同时确保刀尖强度与切削锋利度 半岛型断屑槽, 1mm以下的切削也能稳定控制切屑							
			CCMT-GP CCGT-GP Page36	DCMT-GP DCGT-GP Page38	SCMT-GP Page39	TCMT-GP TCGT-GP Page40	VCMT-GP VCGT-GP Page42	WCMT-GP Page43
GP (11° clearance angle) (11°后角)	GP for light cutting of general steel, alloy steel, stainless steel and cast iron. Strong tool nose due to flat cutting edge and sharp cutting edge due to double rake angle. Steady chip control when the depth of cut is less than 1mm due to Peninsula-shaped chip breaker. Sharp tool nose due to 11° clearance angle. GP槽型普通钢、合金钢、不锈钢、铸铁轻切削用 扁平棱边与双前角组合, 同时确保刀尖强度与切削锋利度 半岛型断屑槽, 1mm以下的切削也能稳定控制切屑11°后角, 刀尖更锋利							
			CPMT-GP CPGT-GP Page37			TPGT-GP Page41		

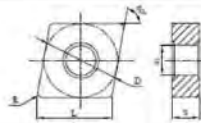
Turning Inserts for Aluminum Materials

铝材车削刀片

Geometry 槽型	Features 特点		80°Rhombic 80°菱形	55°Rhombic 55°菱形	90°Square 90°正方形	60°Triangle 60°正三角形	35°Rhombic 35°菱形	80°Trigon 80°六边形
AL	AL for aluminum alloy cutting. Sharp tool nose due to large rake angle. AL槽型铝合金切削用 大前角, 刀尖锋利度高							
			CCGX-AL Page44	DCGX-AL Page44	SCGX-AL Page45	TCGX-AL Page46	VCGX-AL Page47	

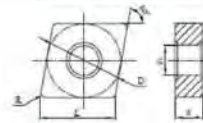
Turning Inserts(Negative) 车削刀片 (负型)

CNMG
Rhombic80°,with Hole
菱形80° 有孔



Ordering Code 订货号	Dimensions(mm) 尺寸					Coated 涂层硬质合金									Uncoated 硬质合金			Cermet 金属陶瓷	
	L	D	S	d1	R	GP1115	GP1125	GP1225	GP1135	GP3125	GM1125	GM3115	GM3125	GK1115	GK1125	GN9115	GN9125	GN9135	GP91TF
CNMG090308-GF	9.7	9.525	3.18	3.81	0.8	●	○	●											
CNMG120404-GF	12.9	12.7	4.76	5.16	0.4	●	○	●											●
CNMG120408-GF	12.9	12.7	4.76	5.16	0.8	●	○	●											●
CNMG120412-GF	12.9	12.7	4.76	5.16	1.2	●	○	●											
CNMG090304-QF	9.7	9.525	3.18	3.81	0.4	●		●											
CNMG120408-QF	9.7	9.525	3.18	3.81	0.8	●		●											
CNMG120404-QF	12.9	12.7	4.76	5.16	0.4	●		●											
CNMG120408-QF	12.9	12.7	4.76	5.16	0.8	●		●											
CNMG090308-GM	9.7	9.525	3.18	3.81	0.8	○	●	●											●
CNMG120404-GM	12.9	12.7	4.76	5.16	0.4	○	●	●											●
CNMG120408-GM	12.9	12.7	4.76	5.16	0.8	○	●	●											●
CNMG120412-GM	12.9	12.7	4.76	5.16	1.2	○	●	●											●
CNMG120416-GM	12.9	12.7	4.76	5.16	1.6	○	●	●											
CNMG160608-GM	16.1	15.875	6.35	6.35	0.8	○	●	●											
CNMG160616-GM	16.1	15.875	6.35	6.35	1.6	○	●	●											
CNMG190608-GM	19.3	19.05	6.35	7.94	0.8	○	●	●											
CNMG190612-GM	19.3	19.05	6.35	7.94	1.2	○	●	●											
CNMG190616-GM	19.3	19.05	6.35	7.94	1.6	○	●	●											
CNMG090304-QM	9.7	9.525	3.18	3.81	0.4	●		●											
CNMG090308-QM	9.7	9.525	3.18	3.81	0.8	●		●											
CNMG120404-QM	12.9	12.7	4.76	5.16	0.4	●		●											
CNMG120408-QM	12.9	12.7	4.76	5.16	0.8	●	○	●			●								
CNMG120412-QM	12.9	12.7	4.76	5.16	1.2	●	○	●			●								
CNMG120416-QM	12.9	12.7	4.76	5.16	1.6	●		●											
CNMG160608-QM	16.1	15.875	6.35	6.35	0.8	●		●											
CNMG160612-QM	16.1	15.875	6.35	6.35	1.2	●		●											
CNMG190608-QM	19.3	19.05	6.35	7.94	0.8	●		●											
CNMG190612-QM	19.3	19.05	6.35	7.94	1.2	●		●											
CNMG190616-QM	19.3	19.05	6.35	7.94	1.6	●		●											

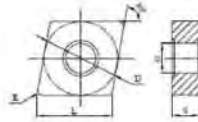
CNMG
Rhombic80°,with Hole
菱形80° 有孔



Ordering Code 订货号	Dimensions(mm) 尺寸					Coated 涂层硬质合金									Uncoated 硬质合金			Cermet 金属陶瓷		
	L	D	S	d1	R	GP1115	GP1125	GP1225	GP1135	GP3125	GM1125	GM3115	GM3125	GK1115	GK1125	GN9115	GN9125	GN9135	GP91TF	
CNMG120408R-SV	12.9	12.7	4.76	5.16	0.8	○		●												
CNMG120408L-SV	12.9	12.7	4.76	5.16	0.8	○		●												
CNMG090304-SM	9.7	9.525	3.18	3.81	0.4						●		●							
CNMG09T304-SM	9.7	9.525	3.97	3.81	0.4						●		●							
CNMG090308-SM	9.7	9.525	3.18	3.81	0.8						●		●							
CNMG09T308-SM	9.7	9.525	3.97	3.81	0.8						●		●							
CNMG120404-SM	12.9	12.7	4.76	5.16	0.4						●		●							
CNMG120408-SM	12.9	12.7	4.76	5.16	0.8						●		●							
CNMG120412-SM	12.9	12.7	4.76	5.16	1.2						●		●							
CNMG120416-SM	12.9	12.7	4.76	5.16	1.6						●		●							
CNMG160608-SM	16.1	15.875	6.35	6.35	0.8						●		●							
CNMG160612-SM	16.1	15.875	6.35	6.35	1.2						●		●							
CNMG160616-SM	16.1	15.875	6.35	6.35	1.6						●		●							
CNMG190608-SM	19.3	19.05	7.94	6.35	0.8						●		●							
CNMG190612-SM	19.3	19.05	7.94	6.35	1.2						●		●							
CNMG190616-SM	19.3	19.05	7.94	6.35	1.6						●		●							
CNMG120404-UK	12.9	12.7	4.76	5.16	0.4										●	●				
CNMG120408-UK	12.9	12.7	4.76	5.16	0.8										●	●				
CNMG120412-UK	12.9	12.7	4.76	5.16	1.2										●	●				
CNMG120416-UK	12.9	12.7	4.76	5.16	1.6										●	●				
CNMG160608-UK	16.1	15.875	6.35	6.35	0.8										●	●				
CNMG160612-UK	16.1	15.875	6.35	6.35	1.2										●	●				
CNMG160616-UK	16.1	15.875	6.35	6.35	1.6										●	●				
CNMG190612-UK	19.3	19.05	6.35	7.94	1.2										●	●				
CNMG190616-UK	19.3	19.05	6.35	7.94	1.6										●	●				

CNMG

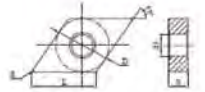
Rhombic80°,with Hole
菱形80° 有孔



Ordering Code 订货号	Dimensions(mm) 尺寸					Coated 涂层硬质合金										Uncoated 硬质合金		Cermet 金属陶瓷		
	L	D	S	d1	R	GP1115	GP1125	GP1225	GP1135	GP3125	GM1125	GM3115	GM3125	GK1115	GK1125	GN9115	GN9125	GN9135	GP91TF	
CNMG120408-HK	12.9	12.7	4.76	5.16	0.8	•		•						•	•					
CNMG120412-HK	12.9	12.7	4.76	5.16	1.2	•		•						•	•					
CNMG120416-HK	12.9	12.7	4.76	5.16	1.6									•	•					
CNMG160612-HK	16.1	15.875	6.35	6.35	1.2	•		•						•	•					
CNMG160616-HK	16.1	15.875	6.35	6.35	1.6	•		•						•	•					
CNMG190612-HK	19.3	19.05	6.35	7.94	1.2	•		•						•	•					
CNMG190616-HK	19.3	19.05	6.35	7.94	1.6	•		•						•	•					
CNMA120404	12.9	12.7	4.76	5.16	0.4									•	•					
CNMA120408	12.9	12.7	4.76	5.16	0.8									•	•					
CNMA120412	12.9	12.7	4.76	5.16	1.2									•	•					
CNMA120416	12.9	12.7	4.76	5.16	1.6									•	•					
CNMA160612	16.1	15.875	6.35	6.35	1.2									•	•					
CNMA160616	16.1	15.875	6.35	6.35	1.6									•	•					
CNMA160620	16.1	15.875	6.35	6.35	2.0									•	•					
CNMA190612	19.3	19.05	6.35	7.94	1.2									•	•					
CNMA190616	19.3	19.05	6.35	7.94	1.6									•	•					
CNMA190624	19.3	19.05	6.35	7.94	2.4									•	•					

DNMG

Rhombic55°,with Hole
菱形55° 有孔



Ordering Code 订货号	Dimensions(mm) 尺寸					Coated 涂层硬质合金										Uncoated 硬质合金		Cermet 金属陶瓷		
	L	D	S	d1	R	GP1115	GP1125	GP1225	GP1135	GP3125	GM1125	GM3115	GM3125	GK1115	GK1125	GN9115	GN9125	GN9135	GP91TF	
DNMG110404-GF	11.6	9.525	4.76	3.81	0.4	•	○	•												•
DNMG110408-GF	11.6	9.525	4.76	3.81	0.8	•	○	•												
DNMG150404-GF	15.5	12.7	4.76	5.16	0.4	•	○	•												
DNMG150408-GF	15.5	12.7	4.76	5.16	0.8	•	○	•												
DNMG150604-GF	15.5	12.7	6.35	5.16	0.4	•	○	•												
DNMG150608-GF	15.5	12.7	6.35	5.16	0.8	•	○	•												
DNMG110404-QF	11.6	9.525	4.76	3.81	0.4	•		•												
DNMG110408-QF	11.6	9.525	4.76	3.81	0.8	•		•												
DNMG150404-QF	15.5	12.7	4.76	5.16	0.4	•		•												
DNMG150408-QF	15.5	12.7	4.76	5.16	0.8	•		•												
DNMG150604-QF	15.5	12.7	6.35	5.16	0.4	•		•												
DNMG150608-QF	15.5	12.7	6.35	5.16	0.8	•		•												
DNMG110404-GM	11.6	9.525	4.76	3.81	0.4	○	•	•												•
DNMG110408-GM	11.6	9.525	4.76	3.81	0.8	○	•	•												•
DNMG110412-GM	11.6	9.525	4.76	3.81	1.2	○	•	•												•
DNMG150404-GM	15.5	12.7	4.76	5.16	0.4	○	•	•												•
DNMG150408-GM	15.5	12.7	6.35	5.16	0.8	○	•	•												•
DNMG150412-GM	15.5	12.7	6.35	5.16	1.2	○	•	•												•
DNMG150604-GM	15.5	12.7	6.35	5.16	0.4	○	•	•												•
DNMG150608-GM	15.5	12.7	6.35	5.16	0.8	○	•	•												•
DNMG150612-GM	15.5	12.7	6.35	5.16	1.2	○	•	•												•
DNMG150616-GM	15.5	12.7	6.35	5.16	1.6	○	•	•												•
DNMG110404-QM	11.6	9.525	4.76	3.81	0.4	•		•												
DNMG110408-QM	11.6	9.525	4.76	3.81	0.8	•		•												
DNMG110412-QM	11.6	9.525	4.76	3.81	1.2	•		•												
DNMG150404-QM	15.5	12.7	4.76	5.16	0.4	•		•												
DNMG150408-QM	15.5	12.7	4.76	5.16	0.8	•		•												
DNMG150412-QM	15.5	12.7	4.76	5.16	1.2	•		•												
DNMG150604-QM	15.5	12.7	6.35	5.16	0.4	•		•												•
DNMG150608-QM	15.5	12.7	6.35	5.16	0.8	•		•												•
DNMG150612-QM	15.5	12.7	6.35	5.16	1.2	•		•												•

DNMG

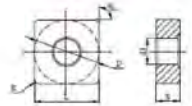
Rhombic55°,with Hole
菱形55° 有孔



Ordering Code 订货号	Dimensions(mm) 尺寸					Coated 涂层硬质合金										Uncoated 硬质合金	Cermet 金属陶瓷		
	L	D	S	d1	R	GP1115	GP1125	GP1225	GP1135	GP3125	GM1125	GM3115	GM3125	GK1115	GK1125	GN9115	GN9125	GN9135	GP91TF
DNMG150604R-SV	15.5	12.7	6.35	5.16	0.4	○	●												
DNMG150604L-SV	15.5	12.7	6.35	5.16	0.4	○	●												
DNMG150608R-SV	15.5	12.7	6.35	5.16	0.8	○	●												
DNMG150608L-SV	15.5	12.7	6.35	5.16	0.8	○	●												
DNMG110404-SM	11.6	9.525	4.76	3.81	0.4					●		●							
DNMG110408-SM	11.6	9.525	4.76	3.81	0.8					●	●	●							
DNMG110412-SM	11.6	9.525	4.76	3.81	1.2					●	●	●							
DNMG150404-SM	15.5	12.7	4.76	5.16	0.4					●	●	●							
DNMG150408-SM	15.5	12.7	4.76	5.16	0.8					●	●	●							
DNMG150412-SM	15.5	12.7	4.76	5.16	1.2					●	●	●							
DNMG150604-SM	15.5	12.7	6.35	5.16	0.4					●	●	●							
DNMG150608-SM	15.5	12.7	6.35	5.16	0.8					●	●	●							
DNMG150612-SM	15.5	12.7	6.35	5.16	1.2					●	●	●							
DNMG150404-UK	15.5	12.7	4.76	5.16	0.4								●	●					
DNMG150408-UK	15.5	12.7	4.76	5.16	0.8								●	●					
DNMG150412-UK	15.5	12.7	4.76	5.16	1.2								●	●					
DNMG150604-UK	15.5	12.7	6.35	5.16	0.4								●	●					
DNMG150608-UK	15.5	12.7	6.35	5.16	0.8								●	●					
DNMG150612-UK	15.5	12.7	6.35	5.16	1.2								●	●					
DNMG150616-UK	15.5	12.7	6.35	5.16	1.6								●	●					
DNMG150408-HK	15.5	12.7	4.76	5.16	0.8								●	●					
DNMG150412-HK	15.5	12.7	4.76	5.16	1.2								●	●					
DNMG150608-HK	15.5	12.7	6.35	5.16	0.8	●	●						●	●					
DNMG150612-HK	15.5	12.7	6.35	5.16	1.2	●	●						●	●					
DNMA150404	15.5	12.7	4.76	5.16	0.4								●	●					
DNMA150408	15.5	12.7	4.76	5.16	0.8								●	●					
DNMA150412	15.5	12.7	4.76	5.16	1.2								●	●					
DNMA150416	15.5	12.7	6.35	5.16	1.6								●	●					
DNMA150604	15.5	12.7	6.35	5.16	0.4								●	●					
DNMA150608	15.5	12.7	6.35	5.16	0.8								●	●					
DNMA150612	15.5	12.7	6.35	5.16	1.2								●	●					

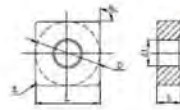
SNMG

Square90°,with Hole
正方形90° 有孔



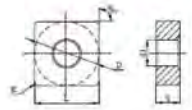
Ordering Code 订货号	Dimensions(mm) 尺寸					Coated 涂层硬质合金										Uncoated 硬质合金	Cermet 金属陶瓷			
	L	D	S	d1	R	GP1115	GP1125	GP1225	GP1135	GP3125	GM1125	GM3115	GM3125	GK1115	GK1125	GN9115	GN9125	GN9135	GP91TF	
SNMG090304-GF	9.525	9.525	3.18	3.81	0.4	●	○	●												
SNMG090308-GF	9.525	9.525	3.18	3.81	0.8	●	○	●												
SNMG120404-GF	12.7	12.7	4.76	5.16	0.4	●	○	●												
SNMG120408-GF	12.7	12.7	4.76	5.16	0.8	●	○	●												
SNMG090304-QF	9.525	9.525	3.18	3.81	0.4	●		●												
SNMG090308-QF	9.525	9.525	3.18	3.81	0.8	●		●												
SNMG120404-QF	12.7	12.7	4.76	5.16	0.4	●		●												
SNMG120408-QF	12.7	12.7	4.76	5.16	0.8	●		●												
SNMG090304-GM	9.525	9.525	3.18	3.81	0.4	○	●	●												●
SNMG090308-GM	9.525	9.525	3.18	3.81	0.8	○	●	●												●
SNMG120404-GM	12.7	12.7	4.76	5.16	0.4	○	●	●												●
SNMG120408-GM	12.7	12.7	4.76	5.16	0.8	○	●	●												●
SNMG120412-GM	12.7	12.7	4.76	5.16	1.2	○	●	●												●
SNMG120416-GM	12.7	12.7	4.76	5.16	1.6	○	●	●												●
SNMG150604-GM	15.875	15.875	6.35	6.35	0.4	○	●	●												
SNMG150608-GM	15.875	15.875	6.35	6.35	0.8	○	●	●												
SNMG150612-GM	15.875	15.875	6.35	6.35	1.2	○	●	●												
SNMG150616-GM	15.875	15.875	6.35	6.35	1.6	○	●	●												
SNMG190612-GM	19.05	19.05	6.35	7.94	1.2	○	●	●												
SNMG190616-GM	19.05	19.05	6.35	7.94	1.6	○	●	●												
SNMG090304-QM	9.525	9.525	3.18	3.81	0.4	●		●												
SNMG090308-QM	9.525	9.525	3.18	3.81	0.8	●		●												
SNMG120404-QM	12.7	12.7	4.76	5.16	0.4	●		●												
SNMG120408-QM	12.7	12.7	4.76	5.16	0.8	●		●												
SNMG120412-QM	12.7	12.7	4.76	5.16	1.2	●		●												
SNMG120416-QM	12.7	12.7	4.76	5.16	1.6	●		●												
SNMG150608-QM	15.875	15.875	6.35	6.35	0.8	●		●												
SNMG150612-QM	15.875	15.875	6.35	6.35	1.2	●		●												
SNMG190612-QM	19.05	19.05	6.35	7.94	1.2	●		●												

SNMG
Square90°,with Hole
正方形90° 有孔



Ordering Code 订货号	Dimensions(mm) 尺寸					Coated 涂层硬质合金										Uncoated 硬质合金	Cermet 金属陶瓷		
	L	D	S	d1	R	GP1115	GP1125	GP1225	GP1135	GP3125	GM1125	GM3115	GM3125	GK1115	GK1125	GN9115	GN9125	GN9135	GP911F
SNMG120408R-SV	12.7	12.7	4.76	5.16	0.8	○	●												
SNMG120408L-SV	12.7	12.7	4.76	5.16	0.8	○	●												
SNMG090304-SM	9.525	9.525	3.18	3.81	0.4					●		●							
SNMG090308-SM	9.525	9.525	3.18	3.81	0.8					●	●	●							
SNMG120404-SM	12.7	12.7	4.76	5.16	0.4					●	●	●							
SNMG120408-SM	12.7	12.7	4.76	5.16	0.8					●	●	●							
SNMG120412-SM	12.7	12.7	4.76	5.16	1.2					●	●								
SNMG120416-SM	12.7	12.7	4.76	5.16	1.6					●	●								
SNMG150608-SM	15.875	15.875	4.76	5.16	0.8					●	●								
SNMG150412-SM	15.875	15.875	4.76	5.16	1.2					●	●								
SNMG150416-SM	15.875	15.875	4.76	5.16	1.6					●	●								
SNMG190408-SM	19.05	19.05	4.76	7.94	0.8					●	●								
SNMG190612-SM	19.05	19.05	4.76	7.94	1.2					●	●								
SNMG190616-SM	19.05	19.05	4.76	7.94	1.6					●	●								
SNMG120408-UK	12.7	12.7	4.76	5.16	0.8								●	●					
SNMG120412-UK	12.7	12.7	4.76	5.16	1.2								●	●					
SNMG150412-UK	15.875	15.875	4.76	6.35	1.2								●	●					
SNMG150612-UK	15.875	15.875	6.35	6.35	1.2								●	●					
SNMG150616-UK	15.875	15.875	6.35	6.35	1.6								●	●					
SNMG190612-UK	19.05	19.05	6.35	7.94	1.2								●	●					
SNMG190616-UK	19.05	19.05	6.35	7.94	1.6								●	●					
SNMG120408-HK	12.7	12.7	4.76	5.16	0.8	●	●						●	●					
SNMG120412-HK	12.7	12.7	4.76	5.16	1.2	●	●						●	●					
SNMG150416-HK	12.7	12.7	4.76	5.16	1.6								●	●					
SNMG150612-HK	15.875	15.875	6.35	6.35	1.2								●	●					
SNMG150616-HK	15.875	15.875	6.35	6.35	1.6								●	●					
SNMG190612-HK	19.05	19.05	6.35	7.94	1.2								●	●					
SNMG190616-HK	19.05	19.05	6.35	7.94	1.6								●	●					

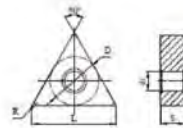
SNMG
Square90°,with Hole
正方形90° 有孔



Ordering Code 订货号	Dimensions(mm) 尺寸					Coated 涂层硬质合金										Uncoated 硬质合金	Cermet 金属陶瓷		
	L	D	S	d1	R	GP1115	GP1125	GP1225	GP1135	GP3125	GM1125	GM3115	GM3125	GK1115	GK1125	GN9115	GN9125	GN9135	GP911F
SNMA090304	9.525	9.525	3.18	3.81	0.4											●	●		
SNMA090308	9.525	9.525	3.18	3.81	0.8											●	●		
SNMA090312	9.525	9.525	3.18	3.81	1.2											●	●		
SNMA120404	12.7	12.7	4.76	5.16	0.4											●	●		
SNMA120408	12.7	12.7	4.76	5.16	0.8											●	●		
SNMA120412	12.7	12.7	4.76	5.16	1.2											●	●		
SNMA120416	12.7	12.7	4.76	5.16	1.6											●	●		
SNMA190612	19.05	19.05	6.35	7.94	1.2											●	●		
SNMA190616	19.05	19.05	6.35	7.94	1.6											●	●		

TNMG

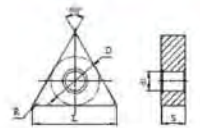
Triangle 60°, with Hole
三角形 60° 有孔



Ordering Code 订货号	Dimensions(mm) 尺寸					Coated 涂层硬质合金										Uncoated 硬质合金			Cermet 金属陶瓷
	L	D	S	d1	R	GP1115	GP1125	GP1225	GP1135	GP3125	GM1125	GM3115	GM3125	GK1115	GK1125	GN9115	GN9125	GN9135	GP91TF
TNMG110304-GF	11	6.35	2.26	3.81	0.4	•	○	•											
TNMG160304-GF	16.5	9.525	3.18	3.81	0.4	•	○	•											
TNMG160308-GF	16.5	9.525	3.18	3.81	0.8	•	○	•											
TNMG160404-GF	16.5	9.525	4.76	3.81	0.4	•	○	•											
TNMG160408-GF	16.5	9.525	4.76	3.81	0.8	•	○	•											•
TNMG220404-GF	22	12.7	4.76	5.16	0.4	•	○	•											
TNMG220408-GF	22	12.7	4.76	5.16	0.8	•	○	•											
TNMG160404-QF	16.5	9.525	4.76	3.81	0.4	•		•											
TNMG160408-QF	16.5	9.525	4.76	3.81	0.8	•		•											
TNMG220404-QF	22	12.7	4.76	5.16	0.4	•		•											
TNMG220408-QF	22	12.7	4.76	5.16	0.8	•		•											
TNMG160304-GM	16.5	9.525	3.18	3.81	0.4	○	•	•											
TNMG160308-GM	16.5	9.525	3.18	3.81	0.8	○	•	•											
TNMG160312-GM	16.5	9.525	3.18	3.81	1.2	○	•	•											
TNMG160404-GM	16.5	9.525	4.76	3.81	0.4	○	•	•											•
TNMG160408-GM	16.5	9.525	4.76	3.81	0.8	○	•	•											•
TNMG160412-GM	16.5	9.525	4.76	3.81	1.2	○	•	•											
TNMG220404-GM	22	12.7	4.76	5.16	0.4	○	•	•											
TNMG220408-GM	22	12.7	4.76	5.16	0.8	○	•	•											•
TNMG220412-GM	22	12.7	4.76	5.16	1.2	○	•	•											•
TNMG220416-GM	22	12.7	4.76	5.16	1.6	○	•	•											
TNMG270608-GM	27.5	15.875	6.35	6.35	0.8	○	•	•											
TNMG270612-GM	27.5	15.875	6.35	6.35	1.2	○	•	•											
TNMG330608-GM	33	19.05	6.35	7.94	0.8	○	•	•											
TNMG330608-GM	33	19.05	6.35	7.94	1.2	○	•	•											

TNMG

Triangle 60°, with Hole
三角形 60° 有孔



Ordering Code 订货号	Dimensions(mm) 尺寸					Coated 涂层硬质合金										Uncoated 硬质合金			Cermet 金属陶瓷
	L	D	S	d1	R	GP1115	GP1125	GP1225	GP1135	GP3125	GM1125	GM3115	GM3125	GK1115	GK1125	GN9115	GN9125	GN9135	GP91TF
TNMG110304-QM	11	6.35	3.18	2.26	0.4	•		•											
TNMG110308-QM	11	6.35	3.18	2.26	0.8	•		•											
TNMG160404-QM	16.5	9.525	4.76	3.81	0.4	•		•											
TNMG160408-QM	16.5	9.525	4.76	3.81	0.8	•		•											
TNMG160412-QM	16.5	9.525	4.76	3.81	1.2	•		•											
TNMG220408-QM	22	12.7	4.76	5.16	0.8	•		•											
TNMG220412-QM	22	12.7	4.76	5.16	1.2	•		•											
TNMG220416-QM	22	12.7	4.76	5.16	1.6	•		•											
TNMG160404-SV	16.5	9.525	4.76	3.81	0.4	○		•											
TNMG160404L-SV	16.5	9.525	4.76	3.81	0.4	○		•											
TNMG160408-SV	16.5	9.525	4.76	3.81	0.8	○		•											
TNMG160408L-SV	16.5	9.525	4.76	3.81	0.8	○		•											
TNMG160404-SM	16.5	9.525	4.76	3.81	0.4						•	•	•						
TNMG160408-SM	16.5	9.525	4.76	3.81	0.8						•	•	•						
TNMG160412-SM	16.5	9.525	4.76	3.81	1.2						•	•	•						
TNMG220408-SM	22	12.7	4.76	4.76	0.8						•	•	•						
TNMG220412-SM	22	12.7	4.76	4.76	1.2						•	•	•						
TNMG220416-SM	22	12.7	4.76	4.76	1.6						•	•	•						
TNMG160404-UK	16.5	9.525	4.76	3.81	0.4											•	•		
TNMG160408-UK	16.5	9.525	4.76	3.81	0.8											•	•		
TNMG160412-UK	16.5	9.525	4.76	3.81	1.2											•	•		
TNMG160416-UK	16.5	9.525	4.76	3.81	1.6											•	•		
TNMG220408-UK	22	12.7	4.76	5.16	0.8											•	•		
TNMG220412-UK	22	12.7	4.76	5.16	1.2											•	•		
TNMG220416-UK	22	12.7	4.76	5.16	1.6											•	•		

TNMG

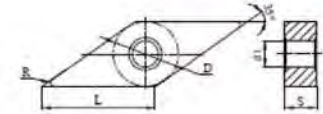
Triangle 60°, with Hole
三角形 60° 有孔



Ordering Code 订货号	Dimensions(mm) 尺寸					Coated 涂层硬质合金								Uncoated 硬质合金			Cermet 金属陶瓷		
	L	D	S	d1	R	GP1115	GP1125	GP1225	GP1135	GP3125	GM1125	GM3115	GM3125	GK1115	GK1125	GN9115	GN9125	GN9135	GP91TF
TNMG160408-HK	16.5	9.525	4.76	3.81	0.8	•		•											
TNMG160412-HK	16.5	9.525	4.76	3.81	1.2														
TNMG220408-HK	22	12.7	4.76	5.16	0.8														
TNMG220412-HK	22	12.7	4.76	5.16	1.2			•											
TNMG220416-HK	22	12.7	4.76	5.16	1.6														
TNMG270612-HK	27.5	15.875	6.35	6.35	1.2														
TNMG270616-HK	27.5	15.875	6.35	6.35	1.6														
TNMA110304	11	6.35	3.18	2.26	0.4														
TNMA110308	11	6.35	3.18	2.26	0.8														
TNMA160308	16.5	9.525	3.18	3.81	0.8														
TNMA160404	16.5	9.525	4.76	3.81	0.4														
TNMA160408	16.5	9.525	4.76	3.81	0.8														
TNMA160412	16.5	9.525	4.76	3.81	1.2														
TNMA160416	16.5	9.525	4.76	3.81	1.6														
TNMA220404	22	12.7	4.76	5.16	0.4														
TNMA220408	22	12.7	4.76	5.16	0.8														
TNMA220412	22	12.7	4.76	5.16	1.2														
TNMA220416	22	12.7	4.76	5.16	1.6														

VNMG

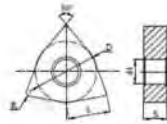
Rhombic 35°, with Hole
菱形 35° 有孔



Ordering Code 订货号	Dimensions(mm) 尺寸					Coated 涂层硬质合金								Uncoated 硬质合金			Cermet 金属陶瓷		
	L	D	S	d1	R	GP1115	GP1125	GP1225	GP1135	GP3125	GM1125	GM3115	GM3125	GK1115	GK1125	GN9115	GN9125	GN9135	GP91TF
VNMG160404-GF	16.6	9.525	4.76	3.81	0.4	•	◊	•											
VNMG160408-GF	16.6	9.525	4.76	3.81	0.8	•	◊	•											
VNMG220404-GF	22.1	12.7	4.76	5.16	0.4	•	◊	•											
VNMG220408-GF	22.1	12.7	4.76	5.16	0.8	•	◊	•											
VNMG160404-QF	16.6	9.525	4.76	3.81	0.4	•		•											
VNMG160408-QF	16.6	9.525	4.76	3.81	0.8	•		•											
VNMG220404-QF	22.1	12.7	4.76	5.16	0.4	•		•											
VNMG220408-QF	22.1	12.7	4.76	5.16	0.8	•		•											
VNMG160404-GM	16.6	9.525	4.76	3.81	0.4	◊	•	•											•
VNMG160408-GM	16.6	9.525	4.76	3.81	0.8	◊	•	•											•
VNMG160412-GM	16.6	9.525	4.76	3.81	1.2	◊	•	•											
VNMG220408-GM	22.1	12.7	4.76	5.16	0.8	◊	•	•											
VNMG160404-QM	16.6	9.525	4.76	3.81	0.4	•		•											
VNMG160408-QM	16.6	9.525	4.76	3.81	0.8	•		•											
VNMG160412-QM	16.6	9.525	4.76	3.81	1.2	•		•											
VNMG160404-SM	16.6	9.525	4.76	3.81	0.4						•	•	•						
VNMG160408-SM	16.6	9.525	4.76	3.81	0.8						•	•	•						
VNMG160404-UK	16.6	9.525	4.76	3.81	0.4											•	•		
VNMG160408-UK	16.6	9.525	4.76	3.81	0.8											•	•		
VNMG160412-UK	16.6	9.525	4.76	3.81	1.2											•	•		
VNMG160408-HK	16.6	9.525	4.76	3.81	0.8											•	•		
VNMG160412-HK	16.6	9.525	4.76	3.81	1.2											•	•		

WNMG

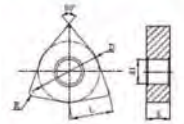
Trigon80°,with Hole
六边形80° 有孔



Ordering Code 订货号	Dimensions(mm) 尺寸					Coated 涂层硬质合金								Uncoated 硬质合金			Cermet 金属陶瓷		
	L	D	S	d1	R	GP1115	GP1125	GP1225	GP1135	GP3125	GM1125	GM3115	GM3125	GK1115	GK1125	GN9115	GN9125	GN9135	GP91TF
WNMG060404-GF	6.5	9.525	4.76	3.81	0.4	•	◦	•											
WNMG060408-GF	6.5	9.525	4.76	3.81	0.8	•	◦	•											
WNMG080404-GF	8.7	12.7	4.76	5.16	0.4	•	◦	•											•
WNMG080408-GF	8.7	12.7	4.76	5.16	0.8	•	◦	•											
WNMG060404-QF	6.5	9.525	4.76	3.81	0.4	•		•											
WNMG060408-QF	6.5	9.525	4.76	3.81	0.8	•		•											
WNMG080404-QF	8.7	12.7	4.76	5.16	0.4	•		•											
WNMG080408-QF	8.7	12.7	4.76	5.16	0.8	•		•											
WNMG06T304-GM	6.5	9.525	3.97	3.81	0.4	◦	•	•											
WNMG06T308-GM	6.5	9.525	3.97	3.81	0.8	◦	•	•											
WNMG060404-GM	6.5	9.525	4.76	3.81	0.4	◦	•	•											
WNMG060408-GM	6.5	9.525	4.76	3.81	0.8	◦	•	•											
WNMG080404-GM	8.7	12.7	4.76	5.16	0.4	◦	•	•											•
WNMG080408-GM	8.7	12.7	4.76	5.16	0.8	◦	•	•											•
WNMG080412-GM	8.7	12.7	4.76	5.16	1.2	◦	•	•											
WNMG080416-GM	8.7	12.7	4.76	5.16	1.6	◦	•	•											
WNMG060404-QM	6.5	9.525	4.76	3.81	0.4	•		•											
WNMG060408-QM	6.5	9.525	4.76	3.81	0.8	•		•											
WNMG080404-QM	8.7	12.7	4.76	5.16	0.4	•		•											
WNMG080408-QM	8.7	12.7	4.76	5.16	0.8	•	◦	•											
WNMG080412-QM	8.7	12.7	4.76	5.16	1.2	•	◦	•											
WNMG080416-QM	8.7	12.7	4.76	5.16	1.6	•		•											

WNMG

Trigon80°,with Hole
六边形80° 有孔



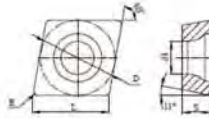
Ordering Code 订货号	Dimensions(mm) 尺寸					Coated 涂层硬质合金								Uncoated 硬质合金			Cermet 金属陶瓷		
	L	D	S	d1	R	GP1115	GP1125	GP1225	GP1135	GP3125	GM1125	GM3115	GM3125	GK1115	GK1125	GN9115	GN9125	GN9135	GP91TF
WNMG06T304-SM	6.5	9.525	3.97	3.81	0.4						•		•						
WNMG06T308-SM	6.5	9.525	3.97	3.81	0.8						•		•						
WNMG06T312-SM	6.5	9.525	3.97	3.81	1.2						•		•						
WNMG060404-SM	6.5	9.525	4.76	3.81	0.4						•		•						
WNMG060408-SM	6.5	9.525	4.76	3.81	0.8						•		•						
WNMG060412-SM	6.5	9.525	4.76	3.81	1.2						•		•						
WNMG080404-SM	8.7	12.7	4.76	5.16	0.4						•		•						
WNMG080408-SM	8.7	12.7	4.76	5.16	0.8						•		•						
WNMG080412-SM	8.7	12.7	4.76	5.16	1.2						•		•						
WNMG080404-UK	8.7	12.7	4.76	5.16	0.4									•	•				
WNMG080408-UK	8.7	12.7	4.76	5.16	0.8									•	•				
WNMG080412-UK	8.7	12.7	4.76	5.16	1.2									•	•				
WNMG060408-HK	6.5	9.525	4.76	3.81	0.8									•	•				
WNMG080408-HK	8.7	12.7	4.76	5.16	0.8	•		•						•	•				
WNMG080412-HK	8.7	12.7	4.76	3.81	1.2	•		•						•	•				
WNMA060404	6.5	9.525	4.76	3.81	0.4									•	•				
WNMA060408	6.5	9.525	4.76	3.81	0.8									•	•				
WNMA080404	8.7	12.7	4.76	5.16	0.4									•	•				
WNMA080408	8.7	12.7	4.76	5.16	0.8									•	•				
WNMA080412	8.7	12.7	4.76	5.16	1.2									•	•				
WNMA080416	8.7	12.7	4.76	5.16	1.6									•	•				

• Stock标准库存 ◦ Available upon Order 需预定

Turning Inserts(Positive) 车削刀片 (正型)

CCMT/CCGT

Rhombic80°,with Hole
菱形80° 有孔

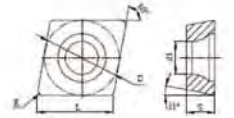


Ordering Code 订货号	Dimensions(mm) 尺寸					Coated 涂层硬质合金						Uncoated 硬质合金	Cermet 金属陶瓷						
	L	D	S	d1	R	GP1115	GP1125	GP1225	GP1135	GP3125	GM1125	GM3115	GM3125	GK1115	GK1125	GN9115	GN9125	GN9135	GP91TF
CCMT060202-GP	6.5	6.35	2.38	2.8	0.2	•	•	•			•								•
CCMT060204-GP	6.5	6.35	2.38	2.8	0.4	•	•	•			•				•				•
CCMT060208-GP	6.5	6.35	2.38	2.8	0.8	•	•	•			•				•				•
CCMT09T302-GP	9.7	9.525	3.97	4.4	0.2	•	•	•			•				•				•
CCMT09T304-GP	9.7	9.525	3.97	4.4	0.4	•	•	•			•				•				•
CCMT09T308-GP	9.7	9.525	3.97	4.4	0.8	•	•	•			•				•				•
CCMT120404-GP	12.9	12.7	4.76	5.56	0.4	•	•	•			•				•				•
CCMT120408-GP	12.9	12.7	4.76	5.56	0.8	•	•	•			•				•				•
CCMT120412-GP	12.9	12.7	4.76	5.56	1.2	•	•	•			•				•				•
CCGT060202-GP	6.5	6.35	2.38	2.8	0.2						•								•
CCGT060204-GP	6.5	6.35	2.38	2.8	0.4						•								•
CCGT060208-GP	6.5	6.35	2.38	2.8	0.8						•								•
CCGT09T302-GP	9.7	9.525	3.97	4.4	0.2						•				•				•
CCGT09T304-GP	9.7	9.525	3.97	4.4	0.4						•				•				•
CCGT09T308-GP	9.7	9.525	3.97	4.4	0.8						•				•				•
CCGT120404-GP	12.9	12.7	4.76	5.56	0.4						•				•				•
CCGT120408-GP	12.9	12.7	4.76	5.56	0.8						•				•				•



CPMT/CPGT

Rhombic80°,with Hole
菱形80° 有孔

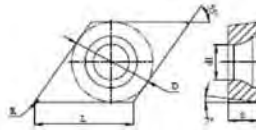


Ordering Code 订货号	Dimensions(mm) 尺寸					Coated 涂层硬质合金						Uncoated 硬质合金	Cermet 金属陶瓷						
	L	D	S	d1	R	GP1115	GP1125	GP1225	GP1135	GP3125	GM1125	GM3115	GM3125	GK1115	GK1125	GN9115	GN9125	GN9135	GP91TF
CPMT120412-GP	12.9	12.7	4.76	5.56	1.2	•	•	•			•				•				•
CPGT060204-GP	6.5	6.35	2.38	2.8	0.4						•				•				•
CPGT060208-GP	6.5	6.35	2.38	2.8	0.8						•				•				•
CPGT09T302-GP	9.7	9.525	3.97	4.4	0.2						•				•				•
CPGT09T304-GP	9.7	9.525	3.97	4.4	0.4						•				•				•
CPGT09T308-GP	9.7	9.525	3.97	4.4	0.8						•				•				•
CPGT120404-GP	12.9	12.7	4.76	5.56	0.4						•				•				•
CPGT120408-GP	12.9	12.7	4.76	5.56	0.8						•				•				•



DCMT/DCGT

Rhombic 55°, with Hole
菱形 55° 有孔

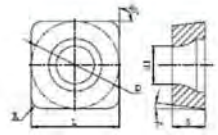


Ordering Code 订货号	Dimensions(mm) 尺寸					Coated 涂层硬质合金										Uncoated 硬质合金	Cermet 金属陶瓷		
	L	D	S	d1	R	GP1115	GP1125	GP1225	GP1135	GP3125	GM1125	GM3115	GM3125	GK1115	GK1125	GN9115	GN9125	GN9135	GP91TF
DCMT070202-GP	7.8	6.35	2.38	2.8	0.2	•	•	•			•			•					•
DCMT070204-GP	7.8	6.35	2.38	2.8	0.4	•	•	•			•			•					•
DCMT070208-GP	7.8	6.35	2.38	2.8	0.8	•	•	•			•			•					•
DCMT11T302-GP	11.6	9.525	3.97	4.4	0.2	•	•	•			•			•					•
DCMT11T304-GP	11.6	9.525	3.97	4.4	0.4	•	•	•			•			•	•				•
DCMT11T308-GP	11.6	9.525	3.97	4.4	0.8	•	•	•			•			•					•
DCMT150404-GP	15.5	12.7	4.76	5.56	0.4	•	•	•			•			•					
DCMT150408-GP	15.5	12.7	4.76	5.56	0.8	•	•	•			•			•					
DCMT150412-GP	15.5	12.7	4.76	5.56	1.2	•	•	•			•			•					
DCGT070202-GP	7.8	6.35	2.38	2.8	0.2						•								
DCGT070204-GP	7.8	6.35	2.38	2.8	0.4						•		•						•
DCGT070208-GP	7.8	6.35	2.38	2.8	0.8						•								•
DCGT11T302-GP	11.6	9.525	3.97	4.4	0.2						•								
DCGT11T304-GP	11.6	9.525	3.97	4.4	0.4						•								•
DCGT11T308-GP	11.6	9.525	3.97	4.4	0.8						•								•



SCMT

Square 90°, with Hole
正方形 90° 有孔

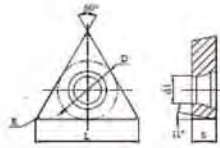


Ordering Code 订货号	Dimensions(mm) 尺寸					Coated 涂层硬质合金										Uncoated 硬质合金	Cermet 金属陶瓷			
	L	D	S	d1	R	GP1115	GP1125	GP1225	GP1135	GP3125	GM1125	GM3115	GM3125	GK1115	GK1125	GN9115	GN9125	GN9135	GP91TF	
SCMT09T304-GP	9.525	9.525	3.97	4.4	0.4	•	•				•			•						•
SCMT09T308-GP	9.525	9.525	3.97	4.4	0.8	•	•				•			•						•
SCMT120404-GP	12.7	12.7	4.76	5.56	0.4	•	•				•			•						
SCMT120408-GP	12.7	12.7	4.76	5.56	0.8	•	•				•			•						



TCMT/TCGT

Triangle 60°, with Hole
三角形 60° 有孔

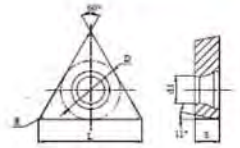


Ordering Code 订货号	Dimensions(mm) 尺寸					Coated 涂层硬质合金										Uncoated 硬质合金	Cermet 金属陶瓷		
	L	D	S	d1	R	GP1115	GP1125	GP1225	GP1135	GP3125	GM1125	GM3115	GM3125	GK1115	GK1125	GN9115	GN9125	GN9135	GP91TF
TCMT090204-GP	9.6	5.56	2.38	2.5	0.4	•	•	•			•								•
TCMT110202-GP	11	6.35	2.38	2.8	0.2	•	•	•			•								•
TCMT110204-GP	11	6.35	2.38	2.8	0.4	•	•	•			•								•
TCMT110208-GP	11	6.35	2.38	2.8	0.8	•	•	•			•								•
TCMT16T304-GP	16.5	9.525	3.97	4.4	0.4	•	•	•		•	•			•	•				•
TCMT16T308-GP	16.5	9.525	3.97	4.4	0.8	•	•	•		•	•			•	•				•
TCMT16T312-GP	16.5	9.525	3.97	4.4	1.2		•							•					
TCMT220408-GP	22	12.7	4.76	5.56	0.8	•	•	•			•			•					
TCGT090204-GP	9.6	5.56	2.38	2.5	0.4					•									
TCGT110202-GP	11	6.35	2.38	2.8	0.2					•									
TCGT110204-GP	11	6.35	2.38	2.8	0.4					•									•
TCGT110208-GP	11	6.35	2.38	2.8	0.8					•									
TCGT16T304-GP	16.5	9.525	3.97	4.4	0.4					•									•
TCGT16T308-GP	16.5	9.525	3.97	4.4	0.8					•									•



TPGT

Triangle 60°, with Hole
三角形 60° 有孔

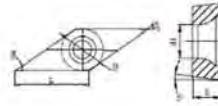


Ordering Code 订货号	Dimensions(mm) 尺寸					Coated 涂层硬质合金										Uncoated 硬质合金	Cermet 金属陶瓷		
	L	D	S	d1	R	GP1115	GP1125	GP1225	GP1135	GP3125	GM1125	GM3115	GM3125	GK1115	GK1125	GN9115	GN9125	GN9135	GP91TF
TPGT110204-GP	11	6.35	2.38	2.8	0.4					•									
TPGT110208-GP	11	6.35	2.38	2.8	0.8					•									
TPGT160304-GP	16.5	9.525	3.97	4.4	0.4					•									
TPGT160308-GP	16.5	9.525	3.97	4.4	0.8					•									



VBMT

Rhombic35°,with Hole
菱形35° 有孔

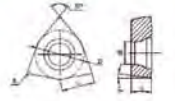


Ordering Code 订货号	Dimensions(mm) 尺寸					Coated 涂层硬质合金										Uncoated 硬质合金	Cermet 金属陶瓷		
	L	D	S	d1	R	GP1115	GP1125	GP1225	GP1135	GP3125	GM1125	GM3115	GM3125	GK1115	GK1125	GN9115	GN9125	GN9135	GP91TF
VBMT160404-GP	16.6	9.525	4.76	4.4	0.4	●	○			●	●			●					●
VBMT160408-GP	16.6	9.525	4.76	4.4	0.8	●	○			●	●			●					●



WCMT

Trigon80°,with Hole
六边形80° 有孔



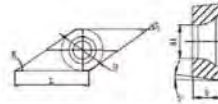
Ordering Code 订货号	Dimensions(mm) 尺寸					Coated 涂层硬质合金										Uncoated 硬质合金	Cermet 金属陶瓷		
	L	D	S	d1	R	GP1115	GP1125	GP1225	GP1135	GP3125	GM1125	GM3115	GM3125	GK1115	GK1125	GN9115	GN9125	GN9135	GP91TF
VCMT06T304-GP	6.5	9.525	3.97	4.4	0.4	●	○	●			●			●					●
VCMT06T308-GP	6.5	9.525	3.97	4.4	0.8	●	○	●			●			●					●



● Stock标准库存 ○ Available upon Order 需预定

VCMT/VCGT

Rhombic35°,with Hole
菱形35° 有孔



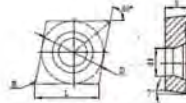
Ordering Code 订货号	Dimensions(mm) 尺寸					Coated 涂层硬质合金										Uncoated 硬质合金	Cermet 金属陶瓷		
	L	D	S	d1	R	GP1115	GP1125	GP1225	GP1135	GP3125	GM1125	GM3115	GM3125	GK1115	GK1125	GN9115	GN9125	GN9135	GP91TF
VCMT110304-GP	11.2	6.35	3.18	2.8	0.4	●	○	●			●			●					●
VCMT160404-GP	16.6	9.525	4.76	4.4	0.4	●	○	●			●			●					●
VCMT160408-GP	16.6	9.525	4.76	4.4	0.8	●	○	●			●			●					●
VCGT110304-GP	11.2	6.35	3.18	2.8	0.4					●									●
VCGT160404-GP	16.6	9.525	4.76	4.4	0.4					●		●							●
VCGT160408-GP	16.6	9.525	4.76	4.4	0.8					●									●



Turning Inserts for Aluminum 铝材车削刀片

CCGX

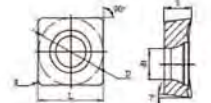
Rhombic80°, with Hole
菱形80° 有孔



Ordering Code 订货号	Dimensions(mm) 尺寸					Coated 涂层硬质合金								Uncoated 硬质合金			Cermet 金属陶瓷		
	L	D	S	d1	R	GP1115	GP1125	GP1225	GP1135	GP3125	GM1125	GM3115	GM3125	GK1115	GK1125	GN9115		GN9125	GN9135
CCGX060204-AL	6.5	6.35	2.38	2.8	0.4														
CCGX060208-AL	6.5	6.35	2.38	2.8	0.8											○	○	●	
CCGX09T304-AL	9.7	9.525	3.97	4.4	0.4											○	○	●	
CCGX09T308-AL	9.7	9.525	3.97	4.4	0.8											○	○	●	
CCGX120404-AL	12.9	12.7	4.76	5.5	0.4											○	○	●	
CCGX1202408-AL	12.9	12.7	4.76	5.5	0.8											○	○	●	

SCGX

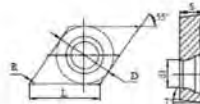
Square90°, with Hole
正方形90° 有孔



Ordering Code 订货号	Dimensions(mm) 尺寸					Coated 涂层硬质合金								Uncoated 硬质合金			Cermet 金属陶瓷		
	L	D	S	d1	R	GP1115	GP1125	GP1225	GP1135	GP3125	GM1125	GM3115	GM3125	GK1115	GK1125	GN9115		GN9125	GN9135
SCGX09T304-AL	9.525	9.525	3.97	4.4	0.4														
SCGX09T308-AL	9.525	9.525	3.97	4.4	0.8											○	○	●	
SCGX120404-AL	12.7	12.7	4.76	5.5	0.4											○	○	●	
SCGX120408-AL	12.7	12.7	4.76	5.5	0.8											○	○	●	

DCGX

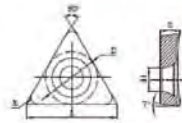
Rhombic55°, with Hole
菱形55° 有孔



Ordering Code 订货号	Dimensions(mm) 尺寸					Coated 涂层硬质合金								Uncoated 硬质合金			Cermet 金属陶瓷		
	L	D	S	d1	R	GP1115	GP1125	GP1225	GP1135	GP3125	GM1125	GM3115	GM3125	GK1115	GK1125	GN9115		GN9125	GN9135
DCGX070204-AL	7.8	6.35	2.38	2.8	0.4											○	○	●	
DCGX070208-AL	7.8	6.35	2.38	2.8	0.8											○	○	●	
DCGX11T304-AL	11.6	9.525	3.97	4.4	0.4											○	○	●	
DCGX11T308-AL	11.6	9.525	3.97	4.4	0.8											○	○	●	

TCGX

Triangle 60°, with Hole
三角形 60° 有孔



Ordering Code 订货号	Dimensions(mm) 尺寸					Coated 涂层硬质合金										Uncoated 硬质合金	Cermet 金属陶瓷		
	L	D	S	d1	R	GP1115	GP1125	GP1225	GP1135	GP3125	GM1125	GM3115	GM3125	GK1115	GK1125	GN9115	GN9125	GN9135	GP91TF
TCGX090204-AL	9.6	5.56	2.38	2.5	0.4														
TCGX110204-AL	11	6.35	2.38	2.8	0.4											○	○	●	
TCGX110208-AL	11	6.35	2.38	2.8	0.8											○	○	●	
TCGX16T304-AL	16.5	9.525	3.97	4.4	0.4											○	○	●	
TCGX16T304-AL	16.5	9.525	3.97	4.4	0.8											○	○	●	

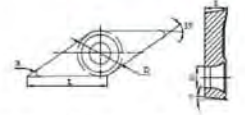
Uncoated
硬质合金

Cermet
金属陶瓷



VCGX

Rhombic 35°, with Hole
菱形 35° 有孔



Ordering Code 订货号	Dimensions(mm) 尺寸					Coated 涂层硬质合金										Uncoated 硬质合金	Cermet 金属陶瓷		
	L	D	S	d1	R	GP1115	GP1125	GP1225	GP1135	GP3125	GM1125	GM3115	GM3125	GK1115	GK1125	GN9115	GN9125	GN9135	GP91TF
VCGX110304-AL	11.2	6.35	3.18	2.8	0.4											○	○	●	
VCGX110308-AL	11.2	6.35	3.18	2.8	0.8											○	○	●	
VCGX160404-AL	16.6	9.525	4.76	4.4	0.4											○	○	●	
VCGX160408-AL	16.6	9.525	4.76	4.4	0.8											○	○	●	
VCGX160412-AL	16.6	9.525	4.76	4.4	1.2											○	○	●	
VCGX220512-AL	22.1	12.7	5.56	5.6	1.2											○	○	●	
VCGX220516-AL	22.1	12.7	5.56	5.6	1.6											○	○	●	
VCGX220530-AL	22.1	12.7	5.56	5.6	3.0											○	○	●	

Uncoated
硬质合金

Cermet
金属陶瓷

● Stock 标准库存 ○ Available upon Order 需预定

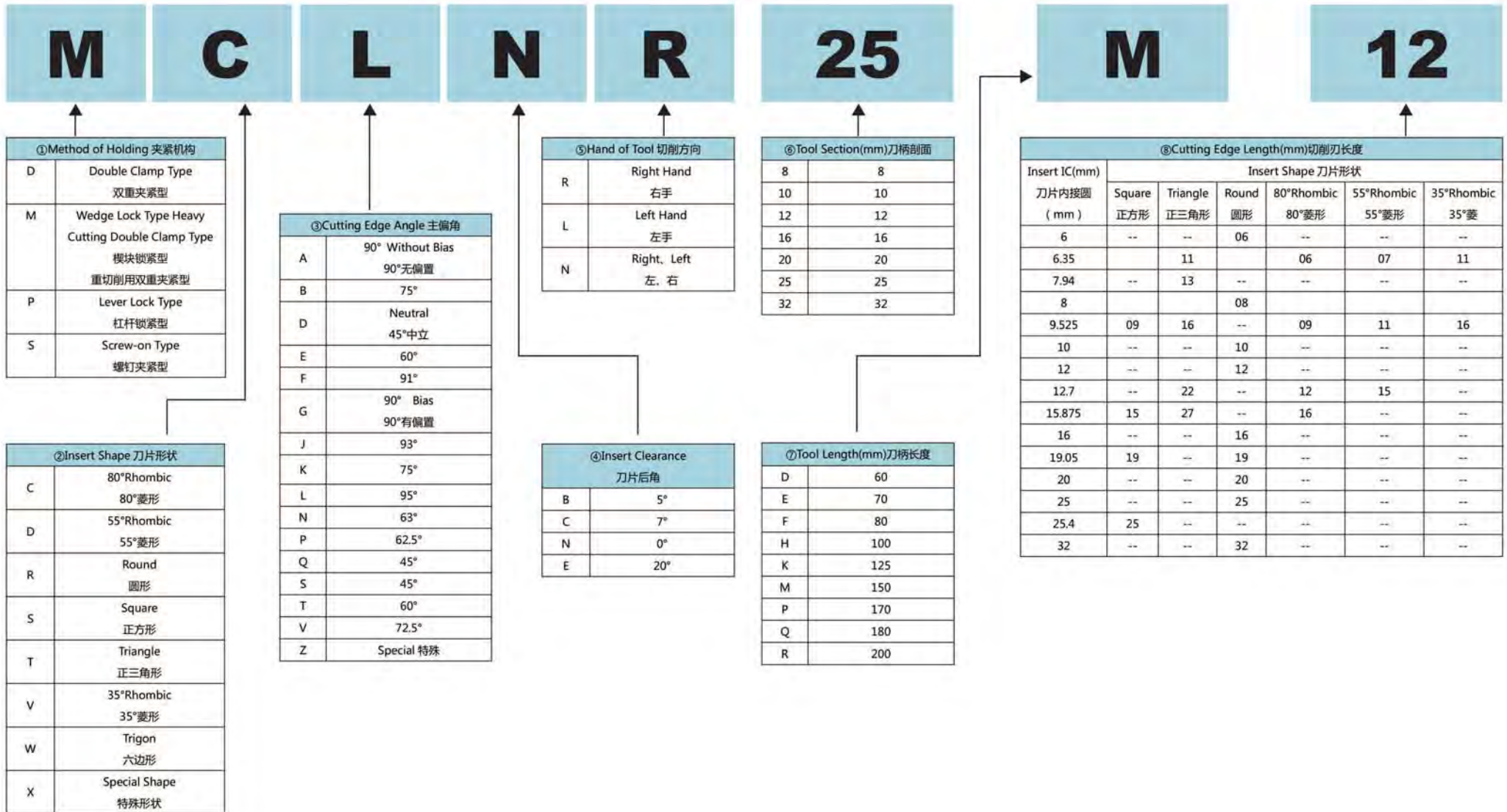


Turning Holder

车削刀杆

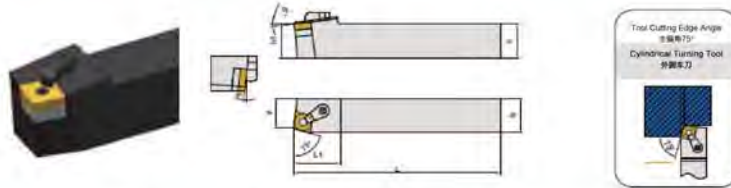
MCBNR Page52	MCLNR Page52	MDJNR Page53	MDPNN Page53	MDQNR Page54
MSBNR Page54	MSKNR Page55	MSSNR Page55	MTENN Page56	MTFNR Page56
MTGNR Page57	MTJNR Page57	MVJNR Page58	MVQNR Page58	MWLNR Page59
SCLCR Page59	SDJCR Page60	SSDCN Page61	STGCR Page61	SVJCR Page62
SWLCR Page63	SCLCR Page66	SCKCR Page66	SCLCR-A16 Page67	SDUCR Page67
SDQCR Page68	SDXCR Page68	STUCR Page69	STWCR Page69	STFCR Page70
SVUCR Page70	SSKCR Page71	SWLCR Page71	SCLPR Page72	STFPR Page73

External Turning Toolholders Identification System
外圆车刀杆型号表示规则



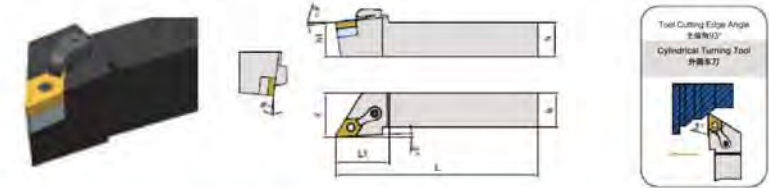
Cylindrical Turning Tool Holder (Negative) 外圆车刀杆 (负型)

MCBNR



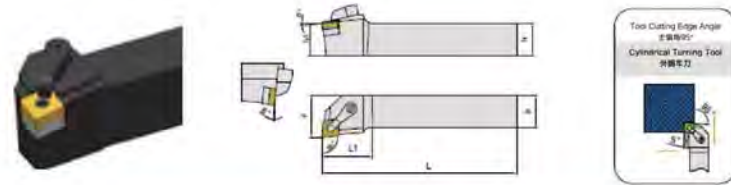
Ordering Code 订货号	Dimensions (mm) 基本尺寸						Gauge Insert 匹配刀片	Spare Parts 配件					Stock 库存
	h	b	L	L1	h1	f		Shim 刀垫	Pin 销钉	Clamp 压板	Screw 双头螺丝	Wrench 扳手	
MCBNR2020K09	20	20	125	31	20	17	CN**0903**	MCN09	PM5X13	MC1810	ML0625	L2.0 L3.0	○
MCBNR2020K12	20	20	125	32	20	17	CN**1204**	MCN12	PM6X17	MC1814	ML0625	L2.5 L3.0	●
MCBNR2525M12	25	25	150	32	25	22	CN**1204**	MCN12	PM6X17	MC1814	ML0625	L2.5 L3.0	●
MCBNR3232P12	32	32	170	32	32	27	CN**1204**	MCN12	PM6X17	MC1814	ML0625	L2.5 L3.0	●
MCBNR2525M16	25	25	150	32	25	33	CN**1606**	MCN16	PM8X19	MC1719	ML0830	L4.0 L5.0	●
MCBNR3232P19	32	32	170	40	32	29	CN**1906**	MCN19	PM10X22	MC2217	ML830	L4.0	○

MDJNR



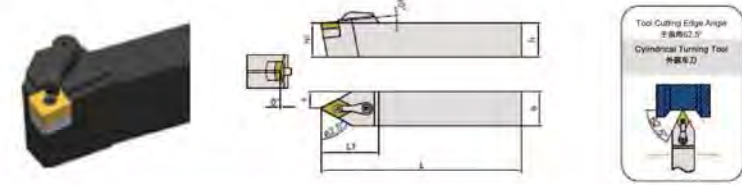
Ordering Code 订货号	Dimensions (mm) 基本尺寸						Gauge Insert 匹配刀片	Spare Parts 配件					Stock 库存
	h	b	L	L1	h1	f		Shim 刀垫	Pin 销钉	Clamp 压板	Screw 双头螺丝	Wrench 扳手	
MDJNR2020K11	20	20	125	34	20	25	DN**1104**	MDN11	PM5X13	MC2114	ML0625	L2.0 L3.0	●
MDJNR2020K1506	20	20	125	38	20	25	DN**1504**	MDN1506	PM6X19	MC2114	ML0625	L2.5 L3.0	●
MDJNR2525M1506	25	25	150	38	25	32	DN**1504**	MDN1506	PM6X19	MC2114	ML0625	L2.5 L3.0	●
MDJNR3232P1504	32	32	170	38	32	40	DN**1506**	MDN1504	PM6X19	MC2114	ML0625	L2.5 L3.0	○

MCLNR




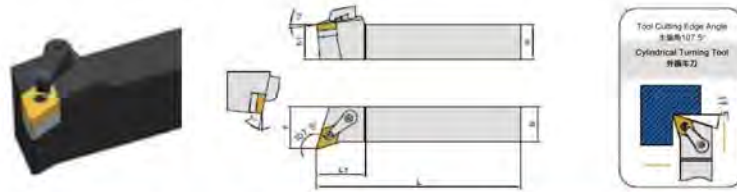
Ordering Code 订货号	Dimensions (mm) 基本尺寸						Gauge Insert 匹配刀片	Spare Parts 配件					Stock 库存
	h	b	L	L1	h1	f		Shim 刀垫	Pin 销钉	Clamp 压板	Screw 双头螺丝	Wrench 扳手	
MCLNR2020K09	20	20	125	28	20	25	CN**0903**	MCN09	PM5X13	MC1810	ML0625	L2.0 L3.0	○
MCLNR2020K12	20	20	125	25	20	32	CN**1204**	MCN12	PM6X17	MC1814	ML0625	L2.5 L3.0	●
MCLNR2525M12	25	25	150	32	25	32	CN**1204**	MCN12	PM6X17	MC1814	ML0625	L2.5 L3.0	●
MCLNR3232P12	32	32	170	40	32	32	CN**1204**	MCN12	PM6X17	MC1814	ML0625	L2.5 L3.0	●
MCLNR2525M16	25	25	150	32	25	33	CN**1606**	MCN16	PM8X19	MC1719	ML0830	L4.0 L5.0	●
MCLNR3232P19	32	32	170	38	32	40	CN**1906**	MCN19	PM10X22	MC2217	ML830	L4.0 L5.0	○

MDPNN



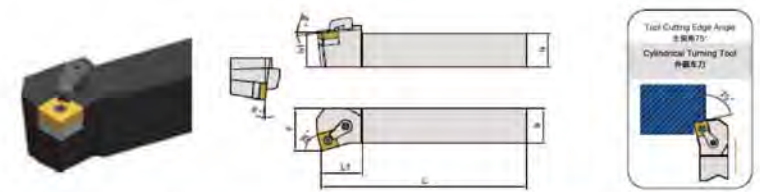
Ordering Code 订货号	Dimensions (mm) 基本尺寸						Gauge Insert 匹配刀片	Spare Parts 配件					Stock 库存
	h	b	L	L1	h1	f		Shim 刀垫	Pin 销钉	Clamp 压板	Screw 双头螺丝	Wrench 扳手	
MDPNN2020K11	20	20	125	36	20	10	DN**1104**	MDN11	PM5X13	MC1814	ML0625	L2.0 L3.0	●
MDPNN2020K1504	20	20	125	42	20	10	DN**1504**	MDN1506	PM6X19	MC2114	ML0625	L2.5 L3.0	●
MDPNN2525M1504	25	25	150	42	25	12.5	DN**1504**	MDN1506	PM6X19	MC2114	ML0625	L2.5 L3.0	●
MDPNN3232P1506	32	32	170	42	32	16	DN**1506**	MDN1504	PM6X19	MC2114	ML0625	L2.5 L3.0	○

MDQNR



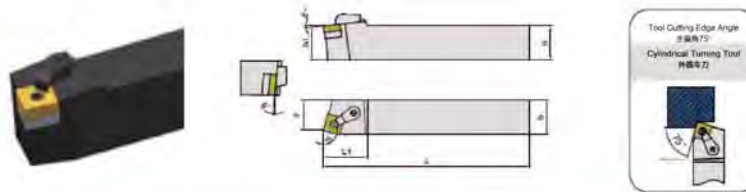
Ordering Code 订货号	Dimensions (mm) 基本尺寸						Gauge Insert 匹配刀片	Spare Parts 配件					Stock 库存
	h	b	L	L1	h1	f		Shim 刀垫	Pin 销钉	Clamp 压板	Screw 双头螺丝	Wrench 扳手	
MDQNR2020K11	20	20	125	32	20	25	DN**1104**	MDN11	PM5X13	MC2114	ML0625	L2.0 L3.0	●
MDQNR2020K1504	20	20	125	36	20	25	DN**1504**	MDN1506	PM6X19	MC2114	ML0625	L2.5 L3.0	●
MDQNR2525M1504	25	25	150	36	25	32	DN**1504**	MDN1506	PM6X19	MC2114	ML0625	L2.5 L3.0	●
MDQNR3232P1506	32	32	170	36	32	40	DN**1506**	MDN1504	PM6X19	MC2114	ML0625	L2.5 L3.0	○

MSKNR



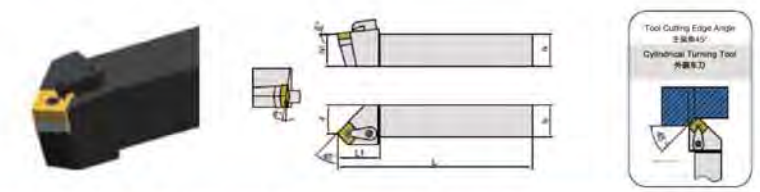
Ordering Code 订货号	Dimensions (mm) 基本尺寸						Gauge Insert 匹配刀片	Spare Parts 配件					Stock 库存
	h	b	L	L1	h1	f		Shim 刀垫	Pin 销钉	Clamp 压板	Screw 双头螺丝	Wrench 扳手	
MSKNR2020K09	20	20	125	30	20	25	SN**0903**	MSN09	PM5X13	MC1810	ML0625	L2.0 L3.0	○
MSKNR2020K12	20	20	125	29	20	25	SN**1204**	MSN12	PM6X17	MC1814	ML0625	L2.5 L3.0	●
MSKNR2525M12	25	25	150	29	25	32	SN**1204**	MSN12	PM6X17	MC1814	ML0625	L2.5 L3.0	●
MSKNR3232P12	32	32	170	29	32	40	SN**1204**	MSN12	PM6X17	MC1814	ML0625	L2.5 L3.0	●
MSKNR2525M15	25	25	150	34	25	32	SN**1506**	MSN15	PM8X22	MC2217	ML0830	L3.0 L4.0	○
MSKNR3232P19	32	32	170	35	32	40	SN**1906**	MSN19	PM10X22	MC2217	ML0830	L4.0	○

MSBNR



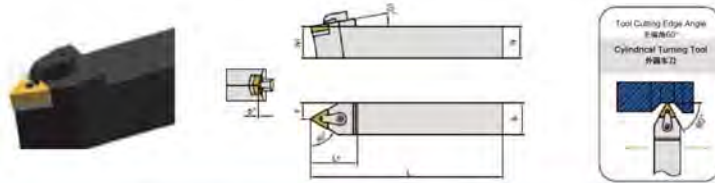
Ordering Code 订货号	Dimensions (mm) 基本尺寸						Gauge Insert 匹配刀片	Spare Parts 配件					Stock 库存
	h	b	L	L1	h1	f		Shim 刀垫	Pin 销钉	Clamp 压板	Screw 双头螺丝	Wrench 扳手	
MSBNR2020K09	20	20	125	36	20	17	SN**0903**	MSN09	PM5X13	MC1810	ML0625	L2.0 L3.0	○
MSBNR2020K12	20	20	125	32.5	20	17	SN**1204**	MSN12	PM6X17	MC1814	ML0625	L2.5 L3.0	●
MSBNR2525M12	25	25	150	32.5	25	22	SN**1204**	MSN12	PM6X17	MC1814	ML0625	L2.5 L3.0	●
MSBNR3232P12	32	32	170	32.5	32	27	SN**1204**	MSN12	PM6X17	MC1814	ML0625	L2.5 L3.0	●
MSBNR2525M15	25	25	150	38	25	22	SN**1506**	MSN15	PM8X22	MC2217	ML0830	L3.0 L4.0	○
MSBNR3232P19	32	32	170	42	32	27	SN**1906**	MSN19	PM10X22	MC2217	ML0830	L4.0	○

MSSNR



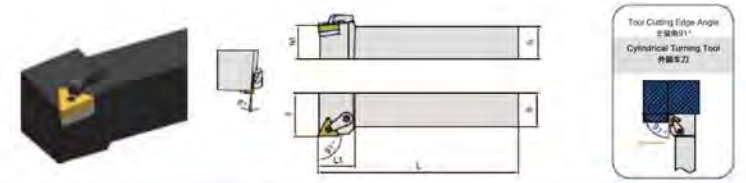
Ordering Code 订货号	Dimensions (mm) 基本尺寸						Gauge Insert 匹配刀片	Spare Parts 配件					Stock 库存
	h	b	L	L1	h1	f		Shim 刀垫	Pin 销钉	Clamp 压板	Screw 双头螺丝	Wrench 扳手	
MSSNR2020K09	20	20	125	38	20	25	SN**0903**	MSN09	PM5X13	MC1810	ML0625	L2.0 L3.0	○
MSSNR2020K12	20	20	125	32	20	17	SN**1204**	MSN12	PM6X17	MC1814	ML0625	L2.5 L3.0	●
MSSNR2525M12	25	25	150	32	25	22	SN**1204**	MSN12	PM6X17	MC1814	ML0625	L2.5 L3.0	●
MSSNR3232P12	32	32	170	32	32	27	SN**1204**	MSN12	PM6X17	MC1814	ML0625	L2.5 L3.0	●
MSSNR2525M15	25	25	150	40	25	32	SN**1506**	MSN15	PM8X22	MC2217	ML0830	L3.0 L4.0	○
MSSNR3232P19	32	32	170	43	32	40	SN**1906**	MSN19	PM10X22	MC2217	ML0830	L4.0	○

MTENN



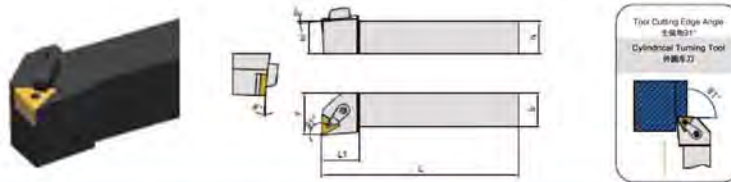
Ordering Code 订货号	Dimensions (mm) 基本尺寸						Gauge Insert 匹配刀片	Spare Parts 配件					Stock 库存
	h	b	L	L1	h1	f		Shim 刀垫	Pin 销钉	Clamp 压板	Screw 双头螺	Wrench 扳手	
MTENN2020K16	20	20	125	35	20	10	TN**1604**	MTN16	PM5X13	MC1814	ML0625	L2.0 L3.0	●
MTENN2525M16	25	25	150	35	25	12.5	TN**1604**	MTN16	PM5X13	MC1814	ML0625	L2.0 L3.0	●
MTENN3232P16	32	32	170	35	32	16	TN**1604**	MTN16	PM5X13	MC1814	ML0625	L2.0 L3.0	○
MTENN3232P22	32	32	170	38	32	16	TN**2204**	MTN22	PM8X22	MC1917	ML0830	L2.5 L4.0	○

MTGNR



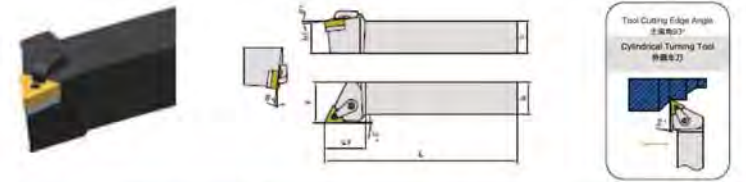
Ordering Code 订货号	Dimensions (mm) 基本尺寸						Gauge Insert 匹配刀片	Spare Parts 配件					Stock 库存
	h	b	L	L1	h1	f		Shim 刀垫	Pin 销钉	Clamp 压板	Screw 双头螺	Wrench 扳手	
MTGNR2020K16	20	20	125	28	20	25	TN**1604**	MTN16	PM5X13	MC1814	ML0625	L2.0 L3.0	●
MTGNR2525M16	25	25	150	28	25	32	TN**1604**	MTN16	PM5X13	MC1814	ML0625	L2.0 L3.0	●
MTGNR3232P16	32	32	170	34	32	40	TN**1604**	MTN16	PM5X13	MC1814	ML0625	L2.0 L3.0	○
MTGNR3232P22	32	32	170	32	32	40	TN**2204**	MTN22	PM8X22	MC1917	ML0830	L2.5 L4.0	○

MTFNR



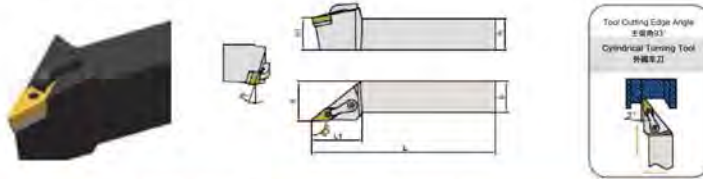
Ordering Code 订货号	Dimensions (mm) 基本尺寸						Gauge Insert 匹配刀片	Spare Parts 配件					Stock 库存
	h	b	L	L1	h1	f		Shim 刀垫	Pin 销钉	Clamp 压板	Screw 双头螺	Wrench 扳手	
MTFNR2020K16	20	20	125	28	20	25	TN**1604**	MTN16	PM5X13	MC1814	ML0625	L2.0 L3.0	●
MTFNR2525M16	25	25	150	28	25	32	TN**1604**	MTN16	PM5X13	MC1814	ML0625	L2.0 L3.0	●
MTFNR3232P16	32	32	170	28	32	40	TN**1604**	MTN16	PM5X13	MC1814	ML0625	L2.0 L3.0	○
MTFNR3232P22	32	32	170	32	32	32	TN**2204**	MTN22	PM8X22	MC1917	ML0830	L2.5 L4.0	○

MTJNR



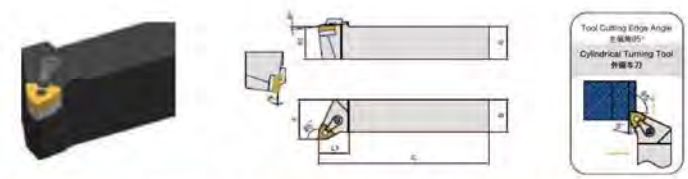
Ordering Code 订货号	Dimensions (mm) 基本尺寸						Gauge Insert 匹配刀片	Spare Parts 配件					Stock 库存
	h	b	L	L1	h1	f		Shim 刀垫	Pin 销钉	Clamp 压板	Screw 双头螺	Wrench 扳手	
MTJNR2020K16	20	20	125	32	20	25	TN**1604**	MTN16	PM5X13	MC1814	ML0625	L2.0 L3.0	●
MTJNR2525M16	25	25	150	32	25	32	TN**1604**	MTN16	PM5X13	MC1814	ML0625	L2.0 L3.0	●
MTJNR3232P16	32	32	170	32	32	40	TN**1604**	MTN16	PM5X13	MC1814	ML0625	L2.0 L3.0	○
MTJNR3232P22	32	32	170	38	32	16	TN**2204**	MTN22	PM8X22	MC1917	ML0830	L2.5 L4.0	○

MVJNR



Ordering Code 订货号	Dimensions (mm) 基本尺寸						Gauge Insert 匹配刀片	Spare Parts 配件					Stock 库存
	h	b	L	L1	h1	f		Shim 刀垫	Pin 销钉	Clamp 压板	Screw 双头螺丝	Wrench 扳手	
MVJNR2020K16	20	20	125	42	20	20	VN**1604**	MVN16	PMSX13	MC2414	ML0625	L2.0 L3.0	●
MVJNR2525M16	25	25	150	42	25	25	VN**1604**	MVN16	PMSX13	MC2414	ML0625	L2.0 L3.0	●
MVJNR3232P16	32	32	170	42	32	32	VN**1604**	MVN16	PMSX13	MC2414	ML0625	L2.0 L3.0	○

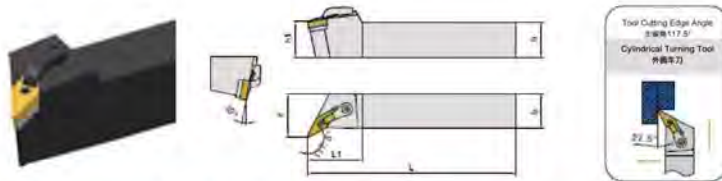
MWLNK



Ordering Code 订货号	Dimensions (mm) 基本尺寸						Gauge Insert 匹配刀片	Spare Parts 配件					Stock 库存
	h	b	L	L1	h1	f		Shim 刀垫	Pin 销钉	Clamp 压板	Screw 双头螺丝	Wrench 扳手	
MWLNK2020K06	20	20	125	25	20	32	WN**0604**	MWN06	PMSX13	MC0513	ML0620	L2.0 L3.0	●
MWLNK2020K08	20	20	125	25	20	32	WN**0804**	MWN08	PM6X17	MC1814	ML0625	L2.5 L3.0	●
MWLNK2525M08	25	25	150	32	25	32	WN**0804**	MWN08	PM6X17	MC1814	ML0625	L2.5 L3.0	●
MWLNK3232P08	32	32	170	40	32	32	WN**0804**	MWN08	PM6X17	MC1814	ML0625	L2.5 L3.0	●

● Stock标准库存 ○ Available upon Order 需预定

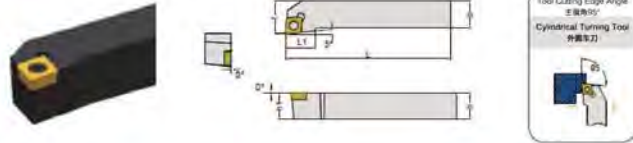
MVQNR



Ordering Code 订货号	Dimensions (mm) 基本尺寸						Gauge Insert 匹配刀片	Spare Parts 配件					Stock 库存
	h	b	L	L1	h1	f		Shim 刀垫	Pin 销钉	Clamp 压板	Screw 双头螺丝	Wrench 扳手	
MVQNR2020K16	20	20	125	40	20	25	VN**1604**	MVN16	PMSX13	MC2414	ML0625	L2.0 L3.0	●
MVQNR2525M16	25	25	150	40	25	32	VN**1604**	MVN16	PMSX13	MC2414	ML0625	L2.0 L3.0	●
MVQNR3232P16	32	32	170	40	32	40	VN**1604**	MVN16	PMSX13	MC2414	ML0625	L2.0 L3.0	○

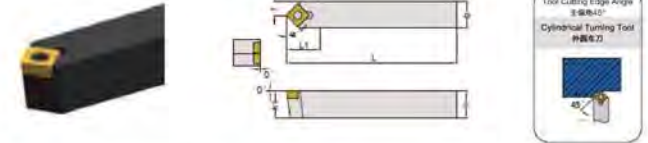
Cylindrical Turning Tool Holder (Positive) 外圆车刀杆 (正型)

SCLCR



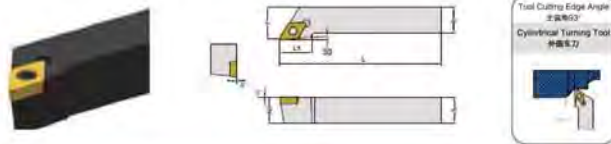
Ordering Code 订货号	Dimensions (mm) 基本尺寸						Gauge Insert 匹配刀片	Spare Parts 配件		Stock 库存
	h	b	L	L1	h1	f		Screw 螺丝	Wrench 扳手	
SCLCR1010E06	10	10	70	12	10	10	CC**0602**	S60M2.5×6	T8P	○
SCLCR1212F09	12	12	80	16	12	16	CC**09T3**	S60M4×8	T15P	○
SCLCR1616H09	16	16	100	20	16	20	CC**09T3**	S60M4×8	T15P	●
SCLCR2020K09	20	20	125	25	20	25	CC**09T3**	S60M4×8	T15P	●
SCLCR2525M12	25	25	150	32	25	32	CC**1204**	S60M5×12	T20P	●

SSDCN



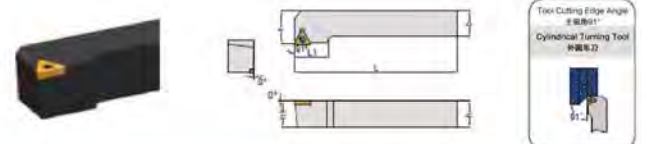
Ordering Code 订货号	Dimensions (mm) 基本尺寸						Gauge Insert 匹配刀片	Spare Parts 配件		Stock 库存
	h	b	L	L1	h1	f		Screw 螺丝	Wrench 扳手	
SSDCN1212F09	12	12	80	16	12	6	SC**09T3**	S60M4×10	T15P	○
SSDCN1616H09	16	16	100	16	16	8	SC**09T3**	S60M4×10	T15P	●
SSDCN2020K09	20	20	125	16	20	10	SC**09T3**	S60M4×10	T15P	●
SSDCN2525M12	25	25	150	22	25	12.5	SC**1204**	S60M5×12	T20P	○

SDJCR



Ordering Code 订货号	Dimensions (mm) 基本尺寸						Gauge Insert 匹配刀片	Spare Parts 配件		Stock 库存
	h	b	L	L1	h1	f		Screw 螺丝	Wrench 扳手	
SDJCR1010E07	10	10	70	12	10	15	DC**0702**	S60M2.5×6	T8P	○
SDJCR1212F07	12	12	80	16	12	15	DC**0702**	S60M4×8	T15P	○
SDJCR1616H11	16	16	100	20	16	24	DC**11T3**	S60M4×8	T15P	●
SDJCR2020K11	20	20	125	20	20	24	DC**11T3**	S60M4×8	T15P	●
SDJCR2525M11	25	25	150	23	25	29	DC**11T3**	S60M5×12	T20P	●

STGCR



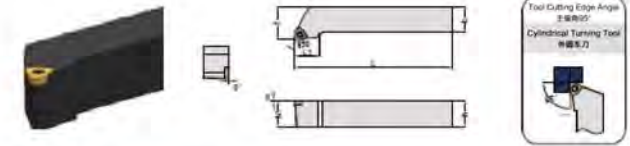
Ordering Code 订货号	Dimensions (mm) 基本尺寸						Gauge Insert 匹配刀片	Spare Parts 配件		Stock 库存
	h	b	L	L1	h1	f		Screw 螺丝	Wrench 扳手	
STGCR1010E09	10	10	70	12	10	11	TC**0902**	S60M2.2×6	T6P	○
STGCR1212F11	12	12	80	16	12	16	TC**1102**	S60M2.5×6	T8P	○
STGCR1616H11	16	16	100	20	16	20	TC**1102**	S60M2.5×6	T8P	●
STGCR2020K16	20	20	125	25	20	25	TC**16T3**	S60M4×10	T15P	●
STGCR2525M16	25	25	150	27	25	32	TC**16T3**	S60M4×10	T15P	●

SVJCR



Ordering Code 订货号	Dimensions (mm) 基本尺寸						Gauge Insert 匹配刀片	Spare Parts 配件		Stock 库存
	h	b	L	L1	h1	f		Screw 螺丝	Wrench 扳手	
SVJCR1212F11	12	12	80	24	12	16	VC**11T3**	S60M2.5×6	T8P	○
SVJCR1616H11	16	16	100	26	16	20	VC**11T3**	S60M2.5×8	T8P	●
SVJCR2020K16	20	20	125	32	20	25	VC**1604**	S60M4×10	T15P	●
SVJCR2525M16	25	25	150	32	25	32	VC**1604**	S60M4×10	T15P	●

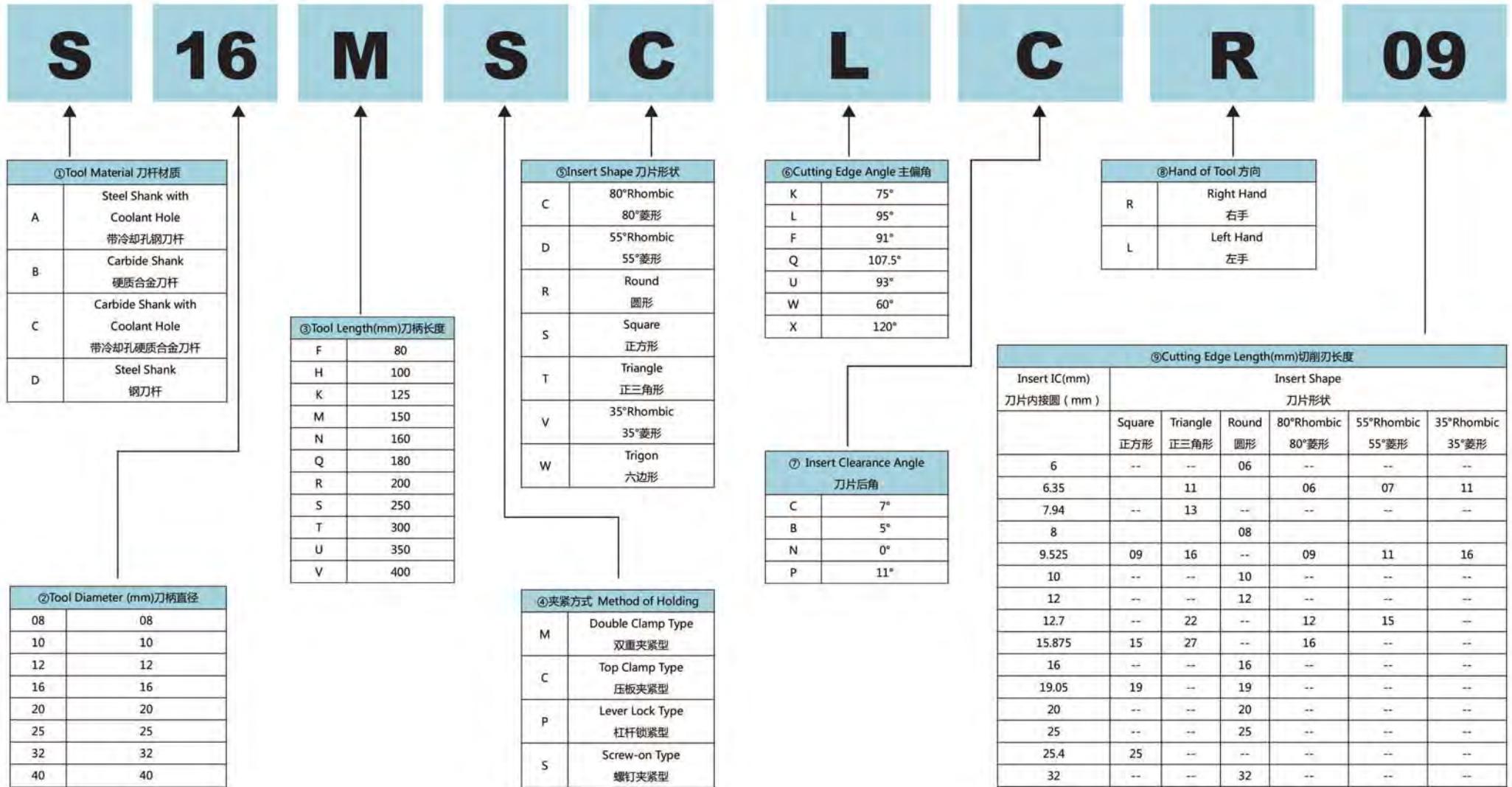
SWLCR



Ordering Code 订货号	Dimensions (mm) 基本尺寸						Gauge Insert 匹配刀片	Spare Parts 配件		Stock 库存
	h	b	L	L1	h1	f		Screw 螺丝	Wrench 扳手	
SWLCR1212F06	12	12	80	14	12	16	WC**06T3**	S60M4×8	T15P	○
SWLCR1616H06	16	16	100	14	16	20	WC**06T3**	S60M4×10	T15P	○
SWLCR2020K06	20	20	125	15	20	25	WC**06T3**	S60M4×10	T15P	○
SWLCR2525M06	25	25	150	17	25	32	WC**06T3**	S60M4×10	T15P	○

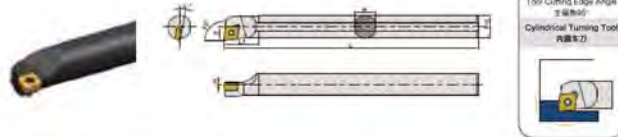
● Stock 标准库存 ○ Available upon Order 需预定

Internal Turning Toolholders Identification System
内孔车刀杆型号表示规则



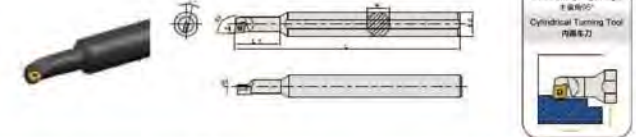
Internal Boring Bars 内孔车刀杆

SCLCR



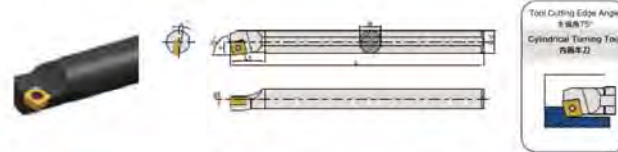
Ordering Code 订货号	Dimensions (mm) 基本尺寸							Gauge Insert 匹配刀片	Spare Parts 配件		Stock 库存
	ϕ Dmin	ϕ d	f	L	L1	H	α°		Screw 螺丝	Wrench 扳手	
S08K-SCLCR06	10	8	5.5	125	12	7	13	CC**0602**	S60M2.5×6	T8P	●
S10K-SCLCR06	12	10	6	125	15	9	12	CC**0602**	S60M2.5×6	T8P	●
S12M-SCLCR06	14	12	7	150	16	11	10	CC**0602**	S60M2.5×6	T8P	●
S12M-SCLCR09	15	12	8	150	20	11	12	CC**09T3**	S60M4×8	T15P	●
S16Q-SCLCR09	18	16	9.5	180	25	14.8	10	CC**09T3**	S60M4×8	T15P	●
S20R-SCLCR09	22	20	11.5	200	28	18.4	8	CC**09T3**	S60M4×8	T15P	●
S25S-SCLCR09	27	25	14	250	30	23.4	6	CC**09T3**	S60M4×8	T15P	○
S25S-SCLCR12	28	25	14.5	250	35	23.4	8	CC**1204**	S60M5×12	T20P	○

SCLCR-A16



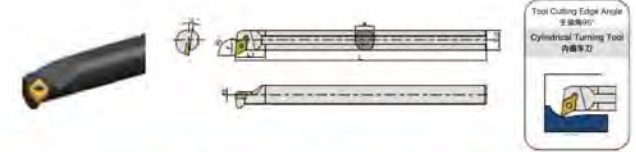
Ordering Code 订货号	Dimensions (mm) 基本尺寸							Gauge Insert 匹配刀片	Spare Parts 配件		Stock 库存
	ϕ Dmin	ϕ d	f	L	L1	H	α°		Screw 螺丝	Wrench 扳手	
S07M-SCLCR06 -A16	09	16	4.9	150	25	14.8	15	CC**0602**	S60M2.5×6	T8P	●
S08M-SCLCR06 -A16	10	16	5.5	150	28	14.8	13	CC**0602**	S60M2.5×6	T8P	●
S10M-SCLCR06 -A16	12	16	6	150	30	14.8	12	CC**0602**	S60M2.5×6	T8P	●
S12M-SCLCR06 -A16	14	16	7	150	33	14.8	10	CC**0602**	S60M2.5×6	T8P	●

SCKCR



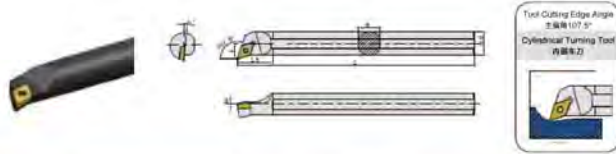
Ordering Code 订货号	Dimensions (mm) 基本尺寸							Gauge Insert 匹配刀片	Spare Parts 配件		Stock 库存
	ϕ Dmin	ϕ d	f	L	L1	H	α°		Screw 螺丝	Wrench 扳手	
S08K-SCKCR06	10	8	5.5	125	13	7	13	CC**0602**	S60M2.5×6	T8P	●
S10K-SCKCR06	12	10	6	125	14	9	12	CC**0602**	S60M2.5×6	T8P	●
S12M-SCKCR06	14	12	7	150	16	11	10	CC**0602**	S60M2.5×6	T8P	●
S12M-SCKCR09	15	12	8	150	23	11	12	CC**09T3**	S60M4×8	T15P	●
S16Q-SCKCR09	18	16	9.5	180	25	14.8	10	CC**09T3**	S60M4×8	T15P	●
S20R-SCKCR09	22	20	11.5	200	28	18.4	8	CC**09T3**	S60M4×8	T15P	○
S25S-SCKCR09	27	25	14	250	30	23.4	6	CC**09T3**	S60M4×8	T15P	○

SDUCR



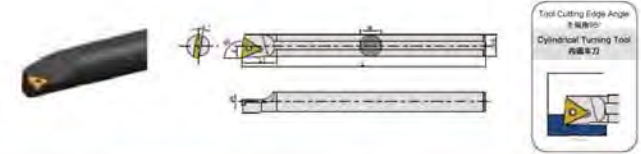
Ordering Code 订货号	Dimensions (mm) 基本尺寸							Gauge Insert 匹配刀片	Spare Parts 配件		Stock 库存
	ϕ Dmin	ϕ d	f	L	L1	H	α°		Screw 螺丝	Wrench 扳手	
S10K-SDUCR07	14	10	8	125	16	9	10	DC**0702**	S60M2.5×6	T8P	●
S12M-SDUCR07	16	12	9	150	18	11	8	DC**0702**	S60M2.5×6	T8P	●
S16Q-SDUCR07	20	16	11	180	20	14.8	6	DC**0702**	S60M2.5×6	T8P	●
S16Q-SDUCR11	20	16	11	180	18	14.8	6	DC**11T3**	S60M4×8	T15P	●
S20R-SDUCR11	24	20	13	200	28	18.4	6	DC**11T3**	S60M4×8	T15P	●
S25S-SDUCR11	29	25	16	250	28	23.4	4	DC**11T3**	S60M4×8	T15P	○

SDQCR



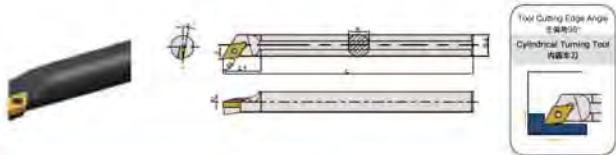
Ordering Code 订货号	Dimensions (mm) 基本尺寸							Gauge Insert 匹配刀片	Spare Parts 配件		Stock 库存
	ϕ Dmin	ϕ d	f	L	L1	H	α°		Screw 螺丝	Wrench 扳手	
S10K-SDQCR07	13	10	7	125	18	9	10	CC**0702**	S60M2.5×6	T8P	●
S12M-SDQCR07	16	12	9	150	18	11	8	CC**0702**	S60M2.5×6	T8P	●
S16Q-SDQCR07	20	16	11	180	24	14.8	6	CC**0702**	S60M2.5×6	T8P	●
S16Q-SDQCR11	20	16	10.5	180	26	14.8	6	CC**11T3**	S60M4×8	T15P	●
S20R-SDQCR11	24	20	13	200	30	18.4	6	CC**11T3**	S60M4×8	T15P	●
S25S-SDQCR11	29	25	16	250	35	23.4	4	CC**11T3**	S60M4×8	T15P	○

STUCR



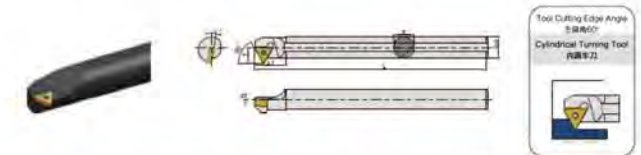
Ordering Code 订货号	Dimensions (mm) 基本尺寸							Gauge Insert 匹配刀片	Spare Parts 配件		Stock 库存
	ϕ Dmin	ϕ d	f	L	L1	H	α°		Screw 螺丝	Wrench 扳手	
S08K-STUCR09	10	8	5.5	125	14	7	15	TC**0902**	S60M2.5×6	T8P	●
S10K-STUCR09	12	10	6	125	15	9	13	TC**0902**	S60M2.5×6	T8P	●
S10K-STUCR11	12	10	6	125	17	9	12	TC**1102**	S60M2.5×6	T8P	●
S12M-STUCR11	14	12	7	150	20	11	10	TC**1102**	S60M2.5×6	T8P	●
S16Q-STUCR11	18	16	9	180	20	14.8	8	TC**1102**	S60M2.5×6	T8P	●
S20R-STUCR11	22	20	11	200	22	18.4	6	TC**1102**	S60M2.5×6	T8P	○
S20R-STUCR16	22	20	11.5	200	25	18.4	4	TC**16T3**	S60M4×8	T15P	○
S25S-STUCR16	28	25	14	250	30	23.4	6	TC**16T3**	S60M4×8	T15P	○

SDXCR



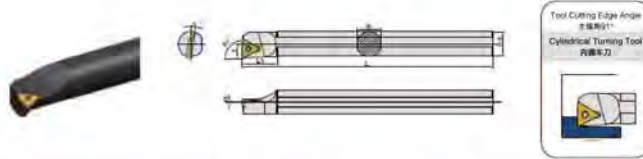
Ordering Code 订货号	Dimensions (mm) 基本尺寸							Gauge Insert 匹配刀片	Spare Parts 配件		Stock 库存
	ϕ Dmin	ϕ d	f	L	L1	H	α°		Screw 螺丝	Wrench 扳手	
S08K-SDXCR07	10	8	5.5	125	18	7	12	DC**0702**	S60M2.5×6	T8P	●
S10K-SDXCR07	12	10	6	125	18	9	10	DC**0702**	S60M2.5×6	T8P	●
S12M-SDXCR07	14	12	7	150	21	11	8	DC**0702**	S60M2.5×6	T8P	●
S16Q-SDXCR07	18	16	9	180	22	14.8	6	DC**0702**	S60M2.5×6	T8P	●
S20R-SDXCR11	22	20	11.5	200	30	18.4	6	DC**11T3**	S60M4×8	T15P	○
S25S-SDXCR11	27	25	14	250	35	23.4	4	DC**11T3**	S60M4×8	T15P	○

STWCR



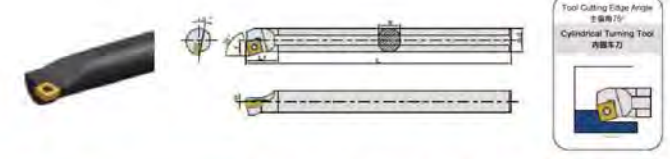
Ordering Code 订货号	Dimensions (mm) 基本尺寸							Gauge Insert 匹配刀片	Spare Parts 配件		Stock 库存
	ϕ Dmin	ϕ d	f	L	L1	H	α°		Screw 螺丝	Wrench 扳手	
S08K-STWCR09	11	8	6	125	15	7	15	TC**0902**	S60M2.5×6	T8P	●
S10K-STWCR11	14	10	8	125	18	9	10	TC**1102**	S60M2.5×7	T8P	●
S12M-STWCR11	16	12	9	150	18	11	8	TC**1102**	S60M2.5×7	T8P	●
S16Q-STWCR11	20	16	11	180	27	14.8	6	TC**1102**	S60M2.5×7	T8P	●
S20R-STWCR11	24	20	13	200	26	18.4	4	TC**1102**	S60M2.5×7	T8P	○
S20R-STWCR16	25	20	14.5	200	32	18.4	8	TC**16T3**	S60M4×8	T15P	○
S25S-STWCR16	30	25	17	250	30	23.4	6	TC**16T3**	S60M4×8	T15P	○

STFCR



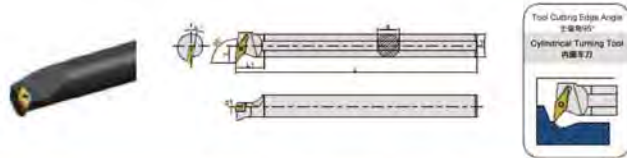
Ordering Code 订货号	Dimensions (mm) 基本尺寸							Gauge Insert 匹配刀片	Spare Parts 配件		Stock 库存
	ϕ Dmin	ϕ d	f	L	L1	H	α°		Screw 螺丝	Wrench 扳手	
S08K-STFCR09	10	8	5.5	125	14	7	15	TC**0902**	S60M2.5×6	T8P	●
S10K-STFCR09	12	10	6	125	15	9	13	TC**0902**	S60M2.5×6	T8P	●
S12M-STFCR09	14	12	7	150	17	11	12	TC**1102**	S60M2.5×6	T8P	●
S12M-STFCR11	14	12	7	150	20	11	10	TC**1102**	S60M2.5×6	T8P	●
S16Q-STFCR11	18	16	9	180	20	14.8	8	TC**1102**	S60M2.5×6	T8P	●
S20R-STFCR11	22	20	11	200	22	18.4	6	TC**1102**	S60M2.5×6	T8P	○
S20R-STFCR16	22	20	11.5	200	25	18.4	4	TC**16T3**	S60M4×10	T15P	○
S25S-STFCR16	27	25	14	250	30	23.4	6	TC**16T3**	S60M4×10	T15P	○

SSKCR



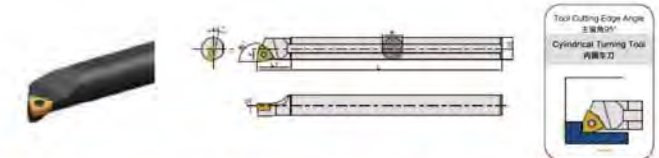
Ordering Code 订货号	Dimensions (mm) 基本尺寸							Gauge Insert 匹配刀片	Spare Parts 配件		Stock 库存
	ϕ Dmin	ϕ d	f	L	L1	H	α°		Screw 螺丝	Wrench 扳手	
S12M-SSKCR09	15	12	8.5	150	11	11	10	SC**09T3**	S60M4×8	T15P	●
S16Q-SSKCR09	19	16	10.5	180	22	14.8	10	SC**09T3**	S60M4×8	T15P	●
S20R-SSKCR09	23	20	12.5	200	25	18.4	8	SC**09T3**	S60M4×8	T15P	○
S25S-SSKCR12	28	25	15	250	40	23.4	6	SC**1204**	S60M4×10	T15P	○

SVUCR



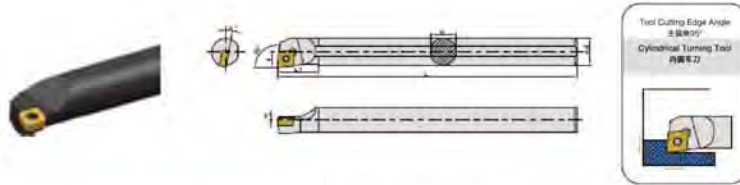
Ordering Code 订货号	Dimensions (mm) 基本尺寸							Gauge Insert 匹配刀片	Spare Parts 配件		Stock 库存
	ϕ Dmin	ϕ d	f	L	L1	H	α°		Screw 螺丝	Wrench 扳手	
S16Q-SVUCR11	20	16	11.5	180	20	14.8	10	VC**1103**	S60M2.5×7	T8P	○
S20R-SVUCR11	25	20	14	200	25	18.4	8	VC**1103**	S60M2.5×7	T8P	○
S25S-SVUCR16	33	25	20	250	25	23.4	8	VC**1604**	S60M4×10	T15P	○

SWLCR



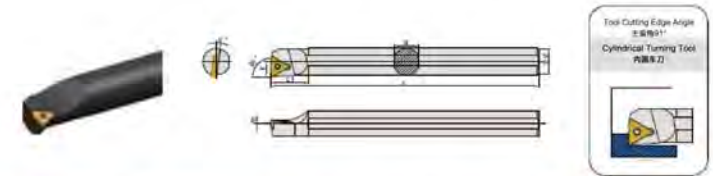
Ordering Code 订货号	Dimensions (mm) 基本尺寸							Gauge Insert 匹配刀片	Spare Parts 配件		Stock 库存
	ϕ Dmin	ϕ d	f	L	L1	H	α°		Screw 螺丝	Wrench 扳手	
S12M-SWLCR06	14	12	7.5	150	20	11	12	WC**06T3**	S60M4×10	T15P	○
S16Q-SWLCR06	18	16	9.5	180	25	14.8	10	WC**06T3**	S60M4×10	T15P	○
S20R-SWLCR06	22	20	11.5	200	28	18.4	8	WC**06T3**	S60M4×10	T15P	○
S25S-SWLCR06	27	25	14	250	30	23.4	6	WC**06T3**	S60M4×10	T15P	○

SCLPR



Ordering Code 订货号	Dimensions (mm) 基本尺寸							Gauge Insert 匹配刀片	Spare Parts 配件		Stock 库存
	ϕ Dmin	ϕ d	f	L	L1	H	α°		Screw 螺丝	Wrench 扳手	
S08K-SCLPR06	10	8	5.5	125	12	7	13	CP**0602**	S60M2.5×6	T8P	○
S10K-SCLPR06	12	10	6	125	15	9	12	CP**0602**	S60M2.5×6	T8P	○
S12M-SCLPR06	14	12	7	150	16	11	10	CP**0602**	S60M2.5×6	T8P	○
S12M-SCLPR09	15	12	8	150	20	11	12	CP**09T3**	S60M4×8	T15P	○
S16Q-SCLPR09	18	16	9.5	180	25	14.8	10	CP**09T3**	S60M4×8	T15P	○
S20R-SCLPR09	22	20	11.5	200	28	18.4	8	CP**09T3**	S60M4×8	T15P	○
S25S-SCLPR09	27	25	14	250	30	23.4	6	CP**09T3**	S60M4×8	T15P	○

STFPR



Ordering Code 订货号	Dimensions (mm) 基本尺寸							Gauge Insert 匹配刀片	Spare Parts 配件		Stock 库存
	ϕ Dmin	ϕ d	f	L	L1	H	α°		Screw 螺丝	Wrench 扳手	
S10K-STFPR11	12	10	6	125	17	9	12	TP**1102**	S60M2.5×6	T8P	○
S12M-STFPR11	14	12	7	150	20	11	10	TP**1102**	S60M2.5×6	T8P	○
S16Q-STFPR11	18	16	9	180	20	14.8	8	TP**1102**	S60M2.5×6	T8P	○
S20R-STFPR11	22	20	11	200	22	18.4	6	TP**1102**	S60M2.5×6	T8P	○
S20R-STFPR16	22	20	11.5	200	25	18.4	4	TP**16T3**	S60M4×10	T15P	○
S25S-STFPR16	27	25	14	250	30	23.4	6	TP**16T3**	S60M4×10	T15P	○

● Stock标准库存 ○ Available upon Order 需预定

